



▶ PILOT DEVICES

Maximum protection for severe environments

OUR COMMITMENT MAKES THE DIFFERENCE ▶ **BACO**[®]

▶ **BACO provides solutions for severe environments**

Some applications demand high performance in difficult environments such as outdoor use of machinery, high pressure cleaning. Environments subject to humidity, dust, etc.

▶ **Design that protects**

Approved for tough industrial applications, BACO front elements are designed to reveal their advantages under the most adverse conditions.

▶ **Greater performance**

Perfect for environments requiring greater protection from dust, submersion, and high-pressure, high-temperature spray-down.

▶ **Common functions & accessories**

Extra accessories can give you further customization options.

▶ **Contents**

BACO Ø 22 mm control and signalling devices benefit for harsh environments	4
What is the meaning of IP 66/67/69K	6
Control & Signalling devices Ø 22 mm	8
Accessories	30
Technical characteristics	34

► **Greater performance**

Maximum protection with BACO Ø 22mm control and signalling devices. All Ø 22 mm components feature an IP66 rating, and some carry IP67 when shrouded and some carry IP69K for wash down environments.

Baco operators like pushbuttons, selector switches, emergency stops, machine stops and pilot lights are designed for tough industrial environments. These robust pieces are approved according to IEC 60947-5-1 and meet protection degree IP66, when shrouded they are IP67 (see p. 28). All here below functions are IP69K on the front side and IP20 on the terminal side and also approved according to UL type 1, 3R, 4, 4X, 12 and 13.



IP66 - IP69K E-Stops



IP66 - IP69K operators



IP66 - IP69K selectors



IP66 - IP69K pilot devices



► **Accessories to perform**

BACO Ø 22mm control and signalling devices can be equipped with protective shrouds which guarantee a degree of protection to IP67 shrouds prevent ingress of water and dust.



Shrouds for Twin touch operator



Shrouds for projected operator



Shrouds for flush operator



IP67 Shrouded Twin touch operator



IP67 Shrouded projected operator

► Products for industrial environments

► BACO provides solutions for harsh industrial environments

BACO push buttons \varnothing 22mm are available in plastic bodies and can be fitted with an external shroud to protect against liquid and dust ingress into the head itself.

All front elements are rated to a minimum IP66 environmental rating, protecting against high seas, sprayed water and dirt. Many standard operators have more stringent IP67 and IP69K ratings, protecting from submersion and high-pressure/high-temperature wash down environments.



High-pressure wash down

BACO operators to meet the needs of industries such as:

Outdoor Machinery
Food processing
Pharmaceutical
Petrochemical
Waste Treatment
Bottling
Car Wash Centers

Trucking/Transportation
Mobile Machines
Material Handling
Marine
Metal Forming
Mining
Oil & Gas

► Degree of ingress protection

► What is the meaning of IP66/67/69K protection degree?

IP66/IP67 protection degrees are degrees of protection provided by the standard (respectively against strong water jets and temporary water immersion). BACO has introduced on its products IP69K protection degree (against water jets with high temperature and pressure), to offer the maximum achievable and testable performances, fulfilling more strict standards.

Illuminated or non-illuminated, momentary or maintained action pushbuttons, selector switches, emergency stop buttons and pilot devices for harsh environments, sealed to IP67 or IP69K when manufactured after week 36_2015.

► Does your application require IP69K or IP67 protected pushbuttons?

If your application is in the food, beverage or pharmaceutical industry chances are you already require IP69K ratings.

Any high-pressure, high-temperature wash down applications would benefit from this line of IP69K pushbuttons.

BACO L Series offers you 4 key functions and a range of colors to choose from.

We offer both illuminated or non-illuminated versions as well.

- See more at: <http://www.baco-international.com>



Industrial vehicles



Outdoor machinery



Mining

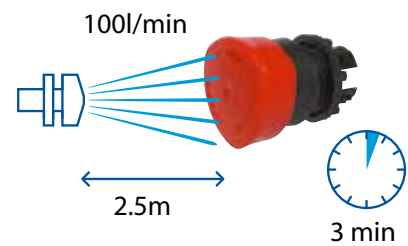


Marine

► **What is the meaning of IP66/67/69K protection degree?** (continued)

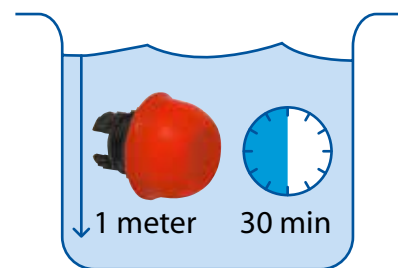
► **Waterproof according to IP66**

BACO’s control & pilot devices are protected from total dust ingress.
Protected from high pressure water jets from any direction too.



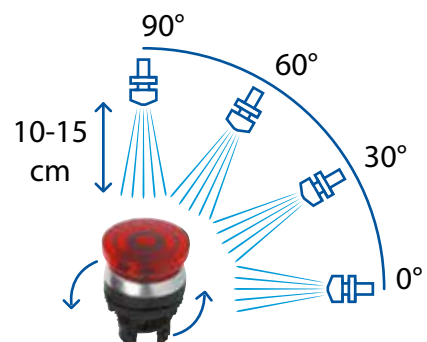
► **Waterproof according to IP67**

BACO’s control & pilot devices are perfect for tough environments where a waterproof enclosure is required. Shrouded modular devices are approved according to IP67. The products are protected against the effects of temporary immersion in water, one meter down, for up to 30 minutes.



► **Tough and robust according to IP69K**

The IP69K certification was initially developed for applications that need regular intensive cleaning (dump trucks, cement mixers, etc.). BACO’s control devices are certified according to IP69K meaning you do not have to worry about treating them rough. Spray them with water or leave them out in the snow. They will stay reliable and functional.



► **RECOMMENDATIONS**

Use any appropriate enclosures according to required degree of ingress protection.

► Protection class

The IP (Ingress Protection) rating system is published by the IEC (International Electrotechnical Commission) and classifies the degree of protection against solid objects and liquids in order to operate the electrical equipment.

IP XX

1 Protection Against Solid Objects
2 Protection Against Liquids

First digit of IP-Codes

1.digit		Meaning	
ISO 20653	IEC 60529	Protection against objects	Effective against
0	0	No protection	No protection
1	1	Solid objects \geq 50mm	Any large surface of the body, such as the back of a hand, but no protection against deliberate contact with a body part
2	2	Solid objects \geq 12.5mm	Fingers or similar objects
3	3	Solid objects \geq 2.5mm	Tools, thick wires, etc.
4	4	Solid objects \geq 1mm	Most wires, screws, etc.
5K	5	Dust protected	Ingress of dust is not entirely prevented, but it must not enter in sufficient quantity to interfere with the satisfactory operation of the equipment; complete protection against contact
6K	6	Dust tight	No ingress of dust; complete protection against contact

Second digit of IP-Codes

2.digit		Meaning
ISO 20653	IEC 60529	Protection against water
0	0	No protection
1	1	Dripping water (vertically falling drops) shall have no harmful effect.
2	2	Vertically dripping water shall have no harmful effect when the enclosure is tilted at an angle up to 15° from its normal position.
3	3	Water falling as a spray at any angle up to 60° from the vertical shall have no harmful effect.
4	4	Water splashing against the enclosure from any direction shall have no harmful effect.
5	5	Water projected by a nozzle (6.3 mm) against enclosure from any direction shall have no harmful effects.
6	6	Water projected in powerful jets (12.5 mm nozzle) against the enclosure from any direction shall have no harmful effects.
7	7	Ingress of water in harmful quantity shall not be possible when the enclosure is immersed in water under defined conditions of pressure and time (up to 1 m of submersion).
8	8	The equipment is suitable for continuous immersion in water under conditions which shall be specified by the manufacturer. Normally, this will mean that the equipment is hermetically sealed. However, with certain types of equipment, it can mean that water can enter but only in such a manner that it produces no harmful effects.
	9	Protected against close-range high pressure, high temperature spray downs.
9K		Protected against close-range high pressure, high temperature spray downs, specific for cars.

Separate units \varnothing 22: Heads

IP66 IP69K
 To be combined with a clip and electrical blocks
 Equipped with a locking ring
 Plastic chrome bezel - Black bezel on request
 Conform to IEC 60947-5-1, IEC 60529, ISO 20653



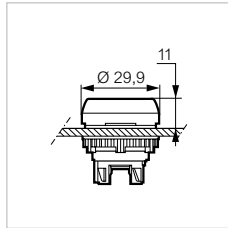
► PUSH-BUTTONS - NON ILLUMINATED

SPRING RETURN - FLUSH

Cat. No.



L21AA02



Without engraving

- Red
- Green
- Black
- Yellow
- White
- Blue

- L21AA01
- L21AA02
- L21AA03
- L21AA04
- L21AA05
- L21AA06

With engraving

- Red
- Green
- Black

- L21AA81
- L21AA82
- L21AA83

On demand engraving

Symbol code to be added at the end of the catalogue number

- Red
- Green
- Black
- Yellow
- White
- Blue

- L21AA31
- L21AA32
- L21AA33
- L21AA34
- L21AA35
- L21AA36

Without button plate

L21AA00

Button plate (see p.31)

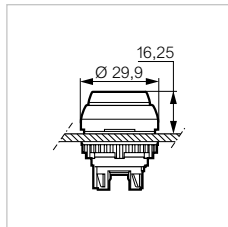


L21AA00

SPRING RETURN - PROJECTING



L21AB01



- Red
- Green
- Black
- Yellow
- White
- Blue

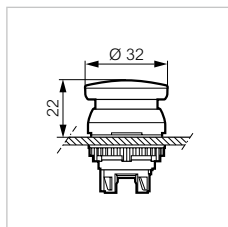
- L21AB01
- L21AB02
- L21AB03
- L21AB04
- L21AB05
- L21AB06

SPRING RETURN - MUSHROOM HEAD \varnothing 32

Push



L21AC03



- Red
- Green
- Black
- Yellow

- L21AC01
- L21AC02
- L21AC03
- L21AC04

Separate units \varnothing 22: Heads

IP66 IP69K
 To be combined with a clip and electrical blocks
 Equipped with a locking ring
 Plastic chrome bezel - Black bezel on request
 Conform to IEC 60947-5-1, IEC 60529, ISO 20653

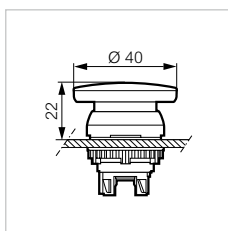
IP69K

► PUSH-BUTTONS - NON ILLUMINATED

SPRING RETURN - MUSHROOM HEAD \varnothing 40

Push

Cat. No.



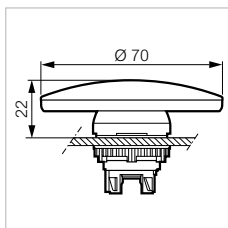
- Red
- Green
- Black
- Yellow
- Blue

L21AD01
L21AD02
L21AD03
L21AD04
L21AD06

L21AD01

SPRING RETURN - MUSHROOM HEAD \varnothing 70

Push

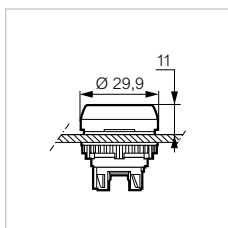


- Red
- Black

L21AE01
L21AE03

L21AE03

STAY-PUT - FLUSH



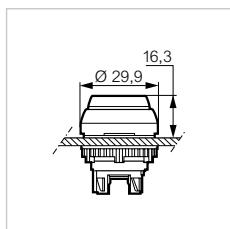
- Red
- Green
- Black
- Yellow
- White
- Blue

L21CA01
L21CA02
L21CA03
L21CA04
L21CA05
L21CA06

L21CA01

STAY-PUT - PROJECTING

Cat. No



Plastic chrome bezel
 Black bezel on request

- Red
- Green
- Black
- Yellow
- White
- Blue

L21CB01
L21CB02
L21CB03
L21CB04
L21CB05
L21CB06


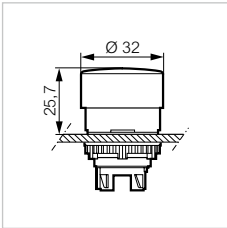

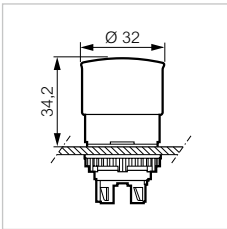

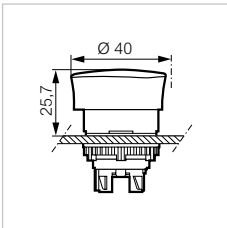
L21CB02

Separate units \varnothing 22: Heads

IP66 IP69K
 To be combined with a clip and electrical blocks
 Equipped with a locking ring
 Plastic chrome bezel - Black bezel on request
 Conform to IEC 60947-5-1, IEC 60529, ISO 20653

IP69K

► MUSHROOM HEADS - NON ILLUMINATED

\varnothing 32 - STAY-PUT	Push-turn to reset	Cat. No.
 <p>L22EC01</p>	 <ul style="list-style-type: none"> ● Red ● Green ● Black ● Yellow 	<p>L22EC01 L22EC02 L22EC03 L22EC04</p>
 <p>L22DC01</p>	 <ul style="list-style-type: none"> ● Red 	<p>L22DC01</p>
 <p>L22ED01</p>	 <p>Without engraving</p> <ul style="list-style-type: none"> ● Red ● Green ● Black ● Yellow <p>With engraving</p> <ul style="list-style-type: none"> ● Red - engraving STOP - STOP - STOP 	<p>L22ED01 L22ED02 L22ED03 L22ED04</p> <p>L22ED01B</p>

Separate units \varnothing 22: Heads

IP66 IP69K
 To be combined with a clip and electrical blocks
 Equipped with a locking ring
 Plastic chrome bezel - Black bezel on request
 Conform to IEC 60947-5-1, IEC 60529, ISO 20653

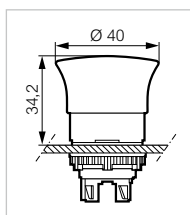
IP69K

► MUSHROOM HEADS - NON ILLUMINATED

\varnothing 40 - STAY-PUT

Push-pull to reset

Cat. No.



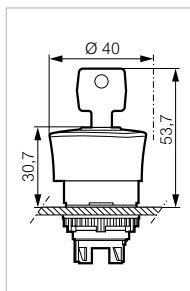
- Red
- Black

L22DD01
L22DD03

L22DD01

\varnothing 40 - STAY-PUT

Key to reset



Supplied with 2 keys profile n° 455
 ● Red

L22GM01

L22GM01

Separate units \varnothing 22: Heads

IP66 IP69K
 To be combined with a clip and electrical blocks
 Equipped with a locking ring
 Plastic chrome bezel - Black bezel on request
 Conform to IEC 60947-5-1, IEC 60529, ISO 20653

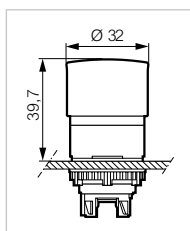
IP69K

► ISO 13850 EMERGENCY STOP - NON ILLUMINATED

\varnothing 32 ISO 13850 - STAY-PUT

Push-pull

Cat. No.



Head position visible from the side with yellow collar
 Compliant with the requirements of emergency stop:
 IEC 60947-5-5 /ISO 13850

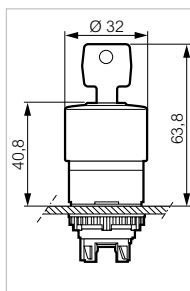
● Red

L22DQ01

L22DQ01

\varnothing 32 ISO 13850 - STAY-PUT

Key to reset



Supplied with 2 keys profile n° 455
 Head position visible from the side with yellow collar
 Compliant with the requirements of emergency stop:
 IEC 60947-5-5 /ISO 13850

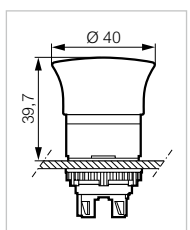
● Red

L22GQ01

L22GQ01

\varnothing 40 ISO 13850 - STAY-PUT

Push-pull to reset



Head position visible from the side with yellow collar
 Compliant with the requirements of emergency stop:
 IEC 60947-5-5 /ISO 13850

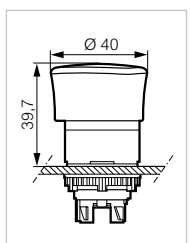
● Red

L22DR01

L22DR01

\varnothing 40 ISO 13850 - STAY-PUT

Push-turn to reset



Head position visible from the side with yellow collar
 Compliant with the requirements of emergency stop:
 IEC 60947-5-5 /ISO 13850

● Red

L22ER01

L22ER01

Separate units \varnothing 22: Heads

IP66 IP69K
 To be combined with a clip and electrical blocks
 Equipped with a locking ring
 Plastic chrome bezel - Black bezel on request
 Conform to IEC 60947-5-1, IEC 60529, ISO 20653

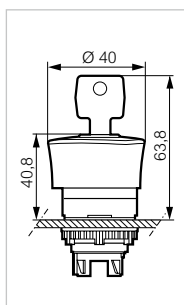
IP69K

► ISO 13850 EMERGENCY STOP - NON ILLUMINATED

\varnothing 40 ISO 13850 - STAY-PUT

Key to reset

Cat. No.



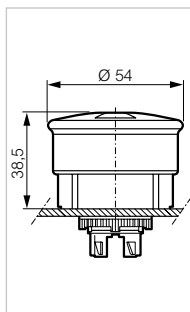
Supplied with 2 keys profile n° 455
 Head position visible from the side with yellow collar
 Compliant with the requirements of emergency stop:
 IEC 60947-5-5 / ISO 13850
 ● Red

L22GR01

L22GR01

\varnothing 54 ISO 13850 - STAY-PUT

Push-pull to reset with flag indicator



Double position indicator: head and collar
 Compliant with the requirements of emergency stop:
 IEC 60947-5-5 / ISO 13850
 ● Red- engraving O- I
 ● Red- engraving STOP - I

L22DU01A
L22DU01

L22DU01

Separate units ø 22: Heads

IP66 IP69K
 To be combined with a clip and electrical blocks
 Equipped with a locking ring
 Plastic chrome bezel - Black bezel on request
 Conform to IEC 60947-5-1, IEC 60529, ISO 20653



▶ SELECTOR SWITCHES - NON ILLUMINATED

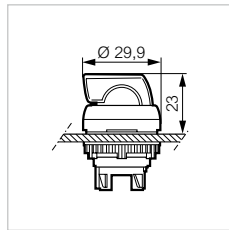
WITH HANDLE

2 positions

Cat. No.



L21KA03



Stay-put positions - 45°

- Red
- Green
- Black
- Grey



- L21KA01**
- L21KA02**
- L21KA03**
- L21KA08**

Spring return - 45°

- Red
- Green
- Black
- Grey



- L21KB01
- L21KB02
- L21KB03**
- L21KB08

Stay-put positions - 45°

- Red
- Green
- Black
- Grey



- L21KC01**
- L21KC02**
- L21KC03**
- L21KC08**

Spring return - 45°

- Red
- Green
- Black
- Grey



- L21KD01**
- L21KD02**
- L21KD03**
- L21KD08**

Stay-put positions - 90°

- Red
- Green
- Black
- Grey



- L21KE01
- L21KE02
- L21KE03**
- L21KE08

Stay-put positions - 90°

- Red
- Green
- Black
- Grey



- L21KF01
- L21KF02
- L21KF03**
- L21KF08

Separate units ø 22: Heads

IP66 IP69K
 To be combined with a clip and electrical blocks
 Equipped with a locking ring
 Plastic chrome bezel - Black bezel on request
 Conform to IEC 60947-5-1, IEC 60529, ISO 20653

IP69K

▶ SELECTOR SWITCHES - NON ILLUMINATED

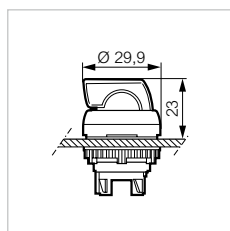
WITH HANDLE

2 positions

Cat. No.



L21MA03



Stay-put positions - 45°

- Red
- Green
- Black
- Grey



L21MA01
L21MA02
L21MA03
L21MA08

Spring return from left to 0 - 45°

- Red
- Green
- Black
- Grey



L21MB01
 L21MB02
L21MB03
 L21MB08

Spring return from right to 0 - 45°

- Red
- Green
- Black
- Grey



L21MC01
 L21MC02
L21MC03
 L21MC08

Spring return to 0 - 45°

- Red
- Green
- Black
- Grey



L21MD01
 L21MD02
L21MD03
 L21MD08

Stay-put positions - 90°

- Red
- Green
- Black
- Grey



L21MK01
 L21MK02
L21MK03
 L21MK08



L21MA08

Separate units \varnothing 22: Heads

IP66 IP69K
 To be combined with a clip and electrical blocks
 Equipped with a locking ring
 Plastic chrome bezel - Black bezel on request
 Conform to IEC 60947-5-1, IEC 60529, ISO 20653



▶ SELECTOR SWITCHES - NON ILLUMINATED

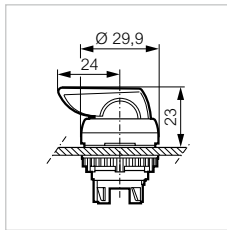
WITH LONG HANDLE

2 positions

Cat. No.



L21KP03



Stay-put positions - 45°

- Red
- Green
- Black
- Grey



- L21KP01
- L21KP02
- L21KP03**
- L21KP08

Spring return - 45°

- Red
- Green
- Black



- L21KQ01
- L21KQ02
- L21KQ03**

Stay-put positions - 45°

- Red
- Green
- Black



- L21KR01
- L21KR02
- L21KR03**

Spring return - 45°

- Red
- Green
- Black



- L21KS01
- L21KS02
- L21KS03**

Stay-put positions - 90°

- Red
- Green
- Black



- L21KT01
- L21KT02
- L21KT03**

Stay-put positions - 90°

- Red
- Green
- Black



- L21KU01
- L21KU02
- L21KU03**

Separate units \varnothing 22: Heads

IP66 IP69K
 To be combined with a clip and electrical blocks
 Equipped with a locking ring
 Plastic chrome bezel - Black bezel on request
 Conform to IEC 60947-5-1, IEC 60529, ISO 20653

IP69K

▶ SELECTOR SWITCHES - NON ILLUMINATED

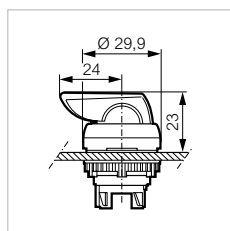
WITH LONG HANDLE

3 positions

Cat. No.



L21MR03



Stay-put positions - 45°

- Red
- Green
- Black
- Grey



L21MR01
 L21MR02
L21MR03
 L21MR08

Spring return from left to 0 - 45°

- Red
- Green
- Black
- Grey



L21MS01
 L21MS02
L21MS03
 L21MS08

Spring return from right to 0 - 45°

- Red
- Green
- Black
- Grey



L21MT01
 L21MT02
L21MT03
 L21MT08

Spring return to 0 - 45°

- Red
- Green
- Black
- Grey



L21MU01
 L21MU02
L21MU03
 L21MU08

Separate units ø 22: Heads

IP66 IP69K
 To be combined with a clip and electrical blocks
 Equipped with a locking ring
 Plastic chrome bezel - Black bezel on request
 Conform to IEC 60947-5-1, IEC 60529, ISO 20653



▶ SELECTOR SWITCHES - NON ILLUMINATED

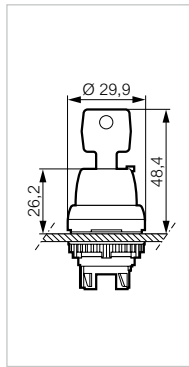
WITH KEY

2 positions

Cat. No.



L21LG00



Supplied with 2 keys profile n° 455

Key free in position:

Stay-put positions - 45°

● Black



0

L21LA00

Spring return - 45°

● Black



0

L21LB00

Stay-put positions - 45°

● Black



0

L21LC00

Spring return - 45°

● Black



0

L21LD00

Stay-put positions - 90°

● Black



0

L21LF00

Stay-put positions - 90°

● Black



0 - 1

L21LG00

Stay-put positions - 90°

● Black



0 - 1

L21LH00

Stay-put positions - 90°

● Black



1

L21LK00

Key profile n° 1424 A and others (form p. 79)

Separate units \varnothing 22: Heads

IP66 IP69K
 To be combined with a clip and electrical blocks
 Equipped with a locking ring
 Plastic chrome bezel - Black bezel on request
 Conform to IEC 60947-5-1, IEC 60529, ISO 20653

IP69K

▶ SELECTOR SWITCHES - NON ILLUMINATED

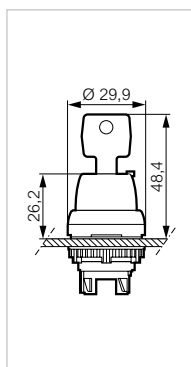
WITH KEY

3 positions

Cat. No.



L21NA00



Supplied with 2 keys profile n° 455

Stay-put positions - 45°

● Black



0

L21NA00

Spring return from left to 0 - 45°

● Black



0

L21NB00

Spring return from right to 0 - 45°

● Black



0

L21NC00

Spring return to 0 - 45°

● Black



0

L21ND00

Stay-put positions - 45°

● Black



1 - 2

L21NE00

Spring return from right to 0 - 45°

● Black



1

L21NJ00

Stay-put positions - 90°

● Black



1 - 0 - 2

L21NK00

Stay-put positions - 90°

● Black



0

L21NL00

Key profile n° 1424 A and others (form p. 79)

Separate units \varnothing 22: Heads

IP66 IP69K
 To be combined with a clip and electrical blocks
 Equipped with a locking ring
 Plastic chrome bezel - Black bezel on request
 Conform to IEC 60947-5-1, IEC 60529, ISO 20653

IP69K

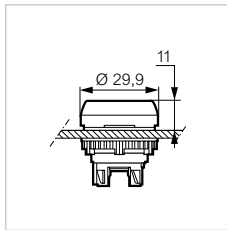
► PUSH-BUTTONS - ILLUMINATED

SPRING RETURN - FLUSH

Cat. No.



L21AA02



Without engraving

- Red
- Green
- Yellow
- White
- Blue

L21AH10
L21AH20
L21AH40
L21AH50
L21AH60

On demand engraving

Symbol code to be added at the end of the catalogue number

- Red
- Green
- Yellow
- White
- Blue

L21AH31
 L21AH32
 L21AH34
 L21AH35
 L21AH36

Without button plate

L21AH00

Button plates (see p.31)

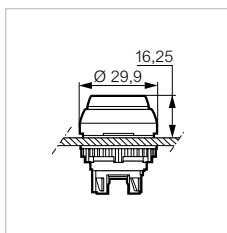


L21AH00

SPRING RETURN - PROJECTING



L21AK20



- Red
- Green
- Yellow
- White
- Blue

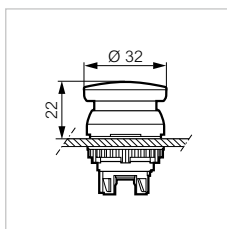
L21AK10
L21AK20
L21AK40
L21AK50
L21AK60

SPRING RETURN - MUSHROOM HEAD \varnothing 32

Push



L21AL10



- Red
- Green
- Yellow
- White

L21AL10
L21AL20
L21AL40
L21AL50

Separate units \varnothing 22: Heads

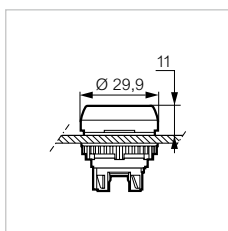
IP66 IP69K
 To be combined with a clip and electrical blocks
 Equipped with a locking ring
 Plastic chrome bezel - Black bezel on request
 Conform to IEC 60947-5-1, IEC 60529, ISO 20653

IP69K

► PUSH-BUTTONS - ILLUMINATED

STAY-PUT - FLUSH

Réf.



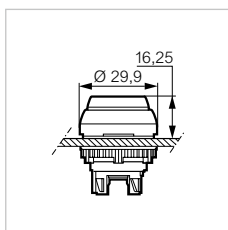
- Red
- Green
- Yellow
- White
- Blue

L21CH10
L21CH20
L21CH40
L21CH50
L21CH60

L21CH20

STAY-PUT - PROJECTING

Réf.



- Red
- Green
- Yellow
- White
- Blue

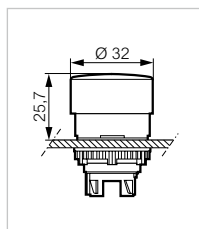
L21CK10
L21CK20
L21CK40
L21CK50
L21CK60

L21CK20

\varnothing 32 - STAY-PUT

Push-turn to reset

Cat. No.



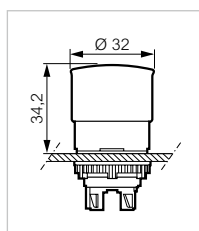
- Red

L22EL10

L22EL10

\varnothing 32 - STAY-PUT

Push-pull to reset



- Red

L22DL10

L22DL10

Separate units \varnothing 22: Heads

IP66 IP69K
 To be combined with a clip and electrical blocks
 Equipped with a locking ring
 Plastic chrome bezel - Black bezel on request
 Conform to IEC 60947-5-1, IEC 60529, ISO 20653

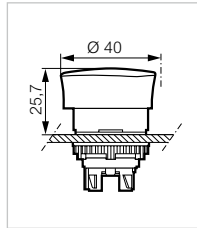


► PUSH-BUTTONS - ILLUMINATED

\varnothing 40 - STAY-PUT

Push-turn to reset

Cat. No.



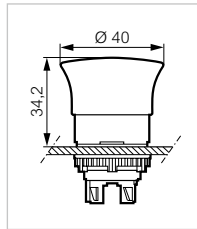
- Red
- Green
- Yellow

- L22EM10**
- L22EM20
- L22EM40

L22EM10

\varnothing 40 - STAY-PUT

Push-turn to reset



- Red
- Green
- Yellow
- White

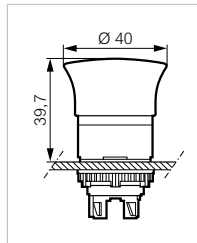
- L22DM10**
- L22DM20
- L22DM40
- L22DM50

L22DM10

► ISO 13850 EMERGENCY STOP - ILLUMINATED

\varnothing 40 ISO 13850- STAY-PUT

Push-turn to reset



Black bezel
 Head position visible from the side with yellow collar
 Compliant with the requirements of emergency stop:
 IEC 60947-5-5 /ISO 13850

- Red

L22DN10

L22DN10

Separate units \varnothing 22: Heads

IP66 IP69K
 To be combined with a clip and electrical blocks
 Equipped with a locking ring
 Plastic chrome bezel - Black bezel on request
 Conform to IEC 60947-5-1, IEC 60529, ISO 20653

IP69K

► SELECTOR SWITCHES - ILLUMINATED

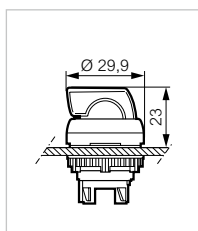
WITH HANDLE

2 positions

Cat. No.



L21KJ30



Stay-put positions - 45°

- Red
- Green
- Black



L21KG10
L21KG20
L21KG30

Spring return - 45°

- Red
- Green
- Black



L21KH10
 L21KH20
L21KH30

Stay-put positions - 45°

- Red
- Green
- Black



L21KJ10
L21KJ20
L21KJ30

Spring return - 45°

- Red
- Green
- Black



L21KK10
 L21KK20
L21KK30

Stay-put positions - 90°

- Red
- Green
- Black



L21KL10
 L21KL20
L21KL30

Stay-put positions - 90°

- Red
- Green
- Black



L21KM10
L21KM20
L21KM30

Separate units \varnothing 22: Heads

IP66 IP69K
 To be combined with a clip and electrical blocks
 Equipped with a locking ring
 Plastic chrome bezel - Black bezel on request
 Conform to IEC 60947-5-1, IEC 60529, ISO 20653



▶ SELECTOR SWITCHES - ILLUMINATED

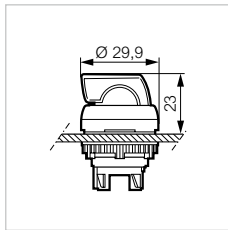
WITH HANDLE

3 positions

Cat. No.



L21ME10



Stay-put positions - 45°

- Red
- Green
- Black



- L21ME10**
- L21ME20**
- L21ME30**

Spring return from left to 0 - 45°

- Red
- Green
- Black



- L21MF10
- L21MF20
- L21MF30

Spring return from right to 0 - 45°

- Red
- Green
- Black



- L21MG10**
- L21MG20**
- L21MG30**

Spring return to 0 - 45°

- Red
- Green
- Black



- L21MH10**
- L21MH20**
- L21MH30**

Stay-put positions - 90°

- Red
- Green
- Black



- L21MJ10
- L21MJ20
- L21MJ30

Separate units \varnothing 22: Heads

IP66 IP69K
 To be combined with a clip and electrical blocks
 Equipped with a locking ring
 Plastic chrome bezel - Black bezel on request
 Conform to IEC 60947-5-1, IEC 60529, ISO 20653

IP69K

► SELECTOR SWITCHES - ILLUMINATED

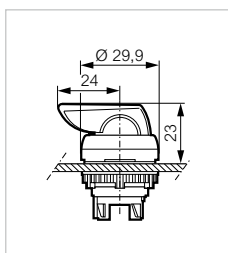
WITH LONG HANDLE

2 positions

Cat. No.



L21KV30



Stay-put positions - 45°

● Black



L21KV30

Stay-put positions - 45°

● Black



L21KX30

Spring return - 45°

● Black



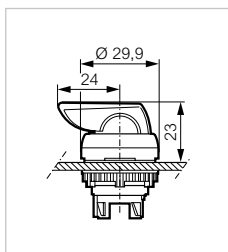
L21KY30

WITH LONG HANDLE

3 positions



L21ML30



Stay-put positions - 45°

● Black



L21ML30

Spring return from left to 0 - 45°

● Black



L21MM30

Spring return from right to 0 - 45°

● Black



L21MN30

Spring return to 0 - 45°

● Black



L21MP30

Pilot lights \varnothing 22

IP66 IP69K
 To be combined with a clip and electrical blocks
 Equipped with a locking ring
 Plastic chrome bezel - Black bezel on request
 Conform to IEC 60947-5-1, IEC 60529, ISO 20653

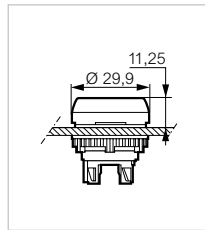


▶ PILOT LIGHTS - SEPARATE UNITS

Cat. No.



L20SE20



To be combined with a clip and LED block

Without engraving

- Red
- Green
- Yellow
- White
- Blue

- L20SE10**
- L20SE20**
- L20SE40**
- L20SE50**
- L20SE60**

On demand engraving

Symbol code to be added at the end of the catalogue number

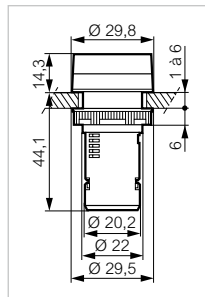
- Red
- Green
- Yellow
- White
- Blue

- L20SE31
- L20SE32
- L20SE34
- L20SE35
- L20SE36

▶ ONE-PIECE PILOT LIGHTS



L20SA40



To be used with BA9S bulbs (not supplied)
 Direct supply
 To be used without electrical block

Without engraving

- Ribbed lens
- Red
 - Green
 - Colourless
 - Yellow
 - White
 - Blue

- L20SA10**
- L20SA20**
- L20SA30**
- L20SA40**
- L20SA50**
- L20SA60**

On demand engraving

Symbol code to be added at the end of the catalogue number

- Smooth lens
- Red
 - Green
 - Colourless
 - Yellow
 - White
 - Blue

- L20SA31
- L20SA32
- L20SA33
- L20SA34
- L20SA35
- L20SA36

Pilot lights \varnothing 22

IP66 IP69K
 To be combined with a clip and electrical blocks
 Equipped with a locking ring
 Plastic chrome bezel - Black bezel on request
 Conform to IEC 60947-5-1, IEC 60529, ISO 20653

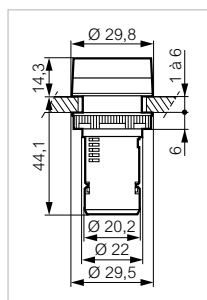


▶ ONE-PIECE PILOT LIGHTS

Cat. No.



L20SA10M



Supplied with LED bulb-type BA9S
 Smooth lens

24V
Without engraving

- Red
- Green
- Yellow
- White
- Blue

- L20SA10L**
- L20SA20L**
- L20SA40L**
- L20SA50L**
- L20SA60L**

On demand engraving

Symbol code to be added at the end of the catalogue number

- Red

L20SA31L

130V
Without engraving

- Red
- Green
- Yellow
- White
- Blue

- L20SA10M**
- L20SA20M**
- L20SA40M**
- L20SA50M**
- L20SA60M**

On demand engraving

Symbol code to be added at the end of the catalogue number

- Red
- Green
- Yellow
- Colourless
- Blue

L20SA31M

L20SA32M

L20SA34M

L20SA33M

L20SA36M

230V
Without engraving

- Red
- Green
- Yellow
- White
- Blue

- L20SA10H**
- L20SA20H**
- L20SA40H**
- L20SA50H**
- L20SA60H**

On demand engraving

Symbol code to be added at the end of the catalogue number

- Red
- Green
- Yellow
- Colourless
- Blue

L20SA31H

L20SA32H

L20SA34H

L20SA33H

L20SA36H

Separate units ø 22: Heads

IP67
 To be combined with a clip and electrical blocks
 Equipped with a locking ring
 Plastic chrome bezel - Black bezel on request
 Conform to IEC 60947-5-1, IEC 60529, ISO 20653



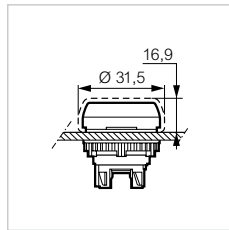
► PUSH-BUTTONS - NON ILLUMINATED

SPRING RETURN - FLUSH

Cat. No.



L22AF01



Supplied with shroud

Opaque

- Red
- Green
- Black

L22AF01
L22AF02
L22AF03

Transparent

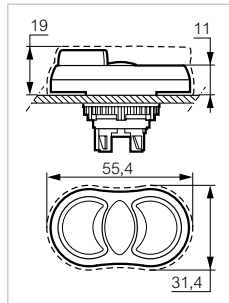
- Yellow
- White
- Blue

L22AG04
 L22AG05
 L22AG06

SPRING RETURN - FLUSH-PROJECTING



L62QM21



Supplied with transparent shroud

- Green
- Red

L62QM21

Separate units ø 22: Heads

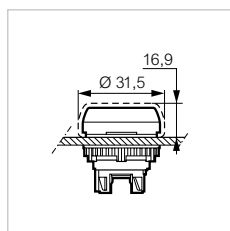
IP67
 To be combined with a clip and electrical blocks
 Equipped with a locking ring
 Plastic chrome bezel - Black bezel on request
 Conform to IEC 60947-5-1, IEC 60529, ISO 20653



► PUSH-BUTTONS - ILLUMINATED

SPRING RETURN - FLUSH

Cat. No.



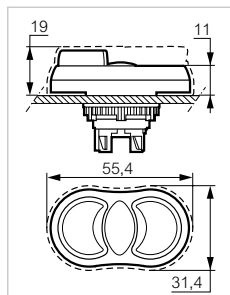
Supplied with transparent shroud

- Red
- Green
- Yellow
- White
- Blue

- L22AP10
- L22AP20
- L22AP40
- L22AP50
- L22AP60

L22AP40

SPRING RETURN - FLUSH-PROJECTING



Supplied with transparent shroud
 Central part illuminated

- Green
- Red

L62QN21

L62QN21

Accessories ø 22

IP67

► SHROUDS - REINFORCED DEGREE OF PROTECTION: IP 67

FOR PUSH-BUTTONS PROJECTING

Cat. No.



LWA0203

For spring return or stay-put buttons

○ Transparent

LWA0228

For non illuminated spring return buttons

- Red opaque
- Green opaque
- Black opaque

LWA0203
LWA0204
LWA0205

FOR PUSH-BUTTONS FLUSH



LWA0253

For spring return or stay-put buttons

○ Transparent

LWA0255

For non illuminated spring return buttons

- Red opaque
- Green opaque
- Black opaque

LWA0251
LWA0252
LWA0253

DOUBLE TOUCH



LWA0223

For double touch flush-projecting and triple touch

○ Transparent

LWA0223

Accessories ø 22

▶ BUTTON PLATES - FOR HEADS WITHOUT BUTTON PLATE

FOR PUSH-BUTTONS PROJECTING

Cat. No.



LT05

For use with spring return button cat. no. L21AA00 (p. 8)

Without engraving

● Red	LT01
● Green	LT02
● Black	LT03
● Yellow	LT04
○ White	LT05
● Blue	LT06

On demand engraving

Symbol code to be added at the end of the catalogue number

● Red	LT21	□□□
● Green	LT22	□□□
● Black	LT23	□□□
● Yellow	LT24	□□□
○ White	LT25	□□□
● Blue	LT26	□□□



LT21302

ILLUMINATED

For use with spring return button cat. no. L21AH00 (p. 20)

Without engraving

● Red	LT10
● Green	LT20
● Yellow	LT40
○ White	LT50
● Blue	LT60

On demand engraving

Symbol code to be added at the end of the catalogue number

● Red	LT31	□□□
● Green	LT32	□□□
● Yellow	LT34	□□□
○ White	LT35	□□□
● Blue	LT36	□□□



LT20



LT34308

Accessories \varnothing 22

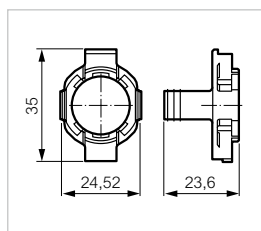
► CLIPS

SPRING RETURN - FLUSH

Cat. No.



331E



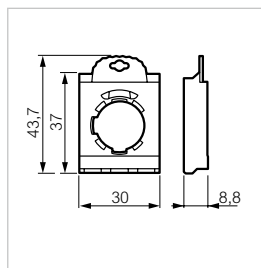
To be combined with blocks (p.33)

1 position

331E



333E

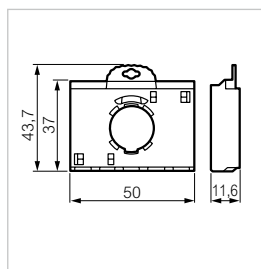


3 positions

333E



335E



5 positions (only for \varnothing 22 heads)

335E

► MISCELLANEOUS

FIXING TOOL

Cat. No.



LWA0234

Fixing tool for locking ring

LWA0234

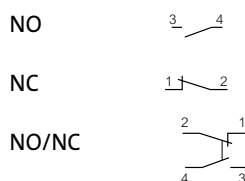
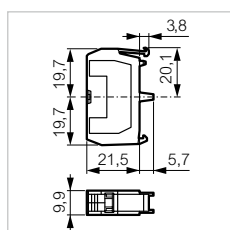
Separate units: Blocks

IP 20
To be combined with a 1, 3 or 5 position clip (p.32)

▶ CONTACT BLOCKS

SCREW TERMINALS

Cat. No.

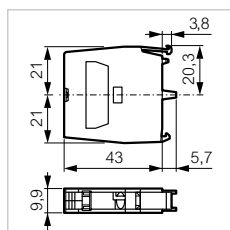


33E10

33E01

33E11

33E10



**Golden contacts
for low current**



33E10Y7

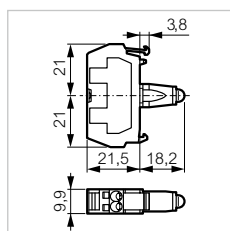
33E01Y7

33E11

▶ LED BLOCKS

PLUG-IN TERMINALS

Cat. No.



- 24V**
- White
 - Red
 - Green
 - Blue
 - Yellow

33RAWL
33RARL
33RAGL
33RABL
33RAYL

- 130 V**
- White
 - Red
 - Green
 - Blue
 - Yellow

33RAWM
33RARM
33RAGM
33RABM
33RAYM

- 230 V**
- White
 - Red
 - Green
 - Blue
 - Yellow

33RAWH
33RARH
33RAGH
33RABH
33RAYH

33RAGH

Technical characteristics

Characteristics	Data	Standards
▶ Storage temperature	- 40 °C to + 70 °C	
▶ Operating temperature	- 25 °C to + 70 °C	
▶ Climatic resistance	Constant humid heat Cyclic damp heat Resistance to sea air	IEC 60068-2-3 IEC 60068-2-30 IEC 60068-2-52
▶ Degree of protection	IP 66 for standard heads IP 67 for shrouded heads IP 66 for equipped control stations IP 69 and IP69K for push buttons IP69 and IP69K for selector switches IP69 and IP69K for pilot devices IP69 and IP69K for emergency stops IP 20 at the rear of the panel for contact blocks and one piece pilot lights Type 1, 2, 3, 3R, 3S, 4, 4X, 12, and 13 for heads and control stations	IEC 60529 IEC 60529 IEC 60529 IEC 60529 - ISO 20653 IEC 60529 - ISO 20653 IEC 60529 - ISO 20653 IEC 60529 - ISO 20653 NEMA standard
▶ Protection against mechanical impacts	IK 05 illuminated and non illuminated heads IK 07 empty control station	IEC 62262
▶ Electrical insulation	Class II - heads and control station	IEC 60947-5-1
▶ Terminal marking		IEC 60947-1
▶ Tightening torques	Locking ring: recommended 3 N.m terminals: max. 1.2 N.m	
▶ Approvals	UL United states and Canada BV Bureau Véritas Certification OC/CB	UL 508, CSA 22.2 Marine rules IEC 60947-5-1 IEC 60947-5-5 IEC 60947-5-4
▶ Vibrations	withstand vibration Fc test: 2 to 25 Hz, 1.6 mm; 25-100 Hz, 4 g	IEC 60068-2-6



www.baco-international.com

OUR COMMITMENT MAKES THE DIFFERENCE ► **BACO**®