

MISCELLANEOUS HARDWARE, ACCESSORIES, CAPS & SEALING BOOTS

ALSO, PANEL MOUNTING INFORMATION
FOR BUSHING MOUNTED SWITCHES

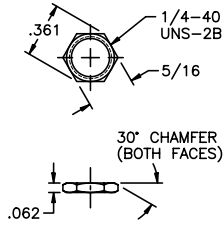
SPECIFICATIONS SUBJECT TO CHANGE WITHOUT NOTICE

D

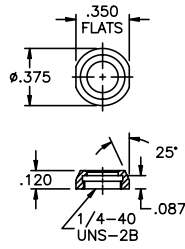


MISCELLANEOUS HARDWARE

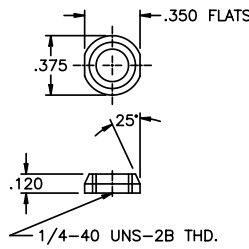
HEX NUT A112 Nickel plated brass
1/4-40



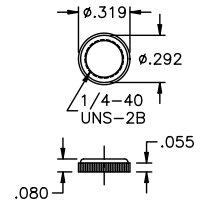
PANEL DRESS NUT A168P1
Blind thread, Nickel plated brass
1/4-40



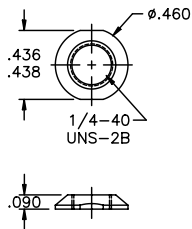
PANEL DRESS NUT A168P2
Thru thread, Nickel plated brass
1/4-40



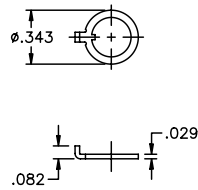
DECORATIVE NUT A447
Thru thread, chromium plated brass
1/4-40



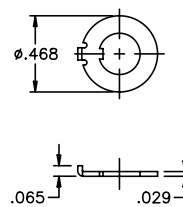
PANEL DRESS NUT A274
Nickel plated brass 1/4-40



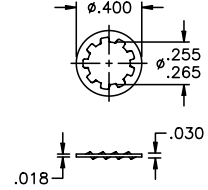
ANTI-ROTATE RING A107
Nickel plated brass 1/4



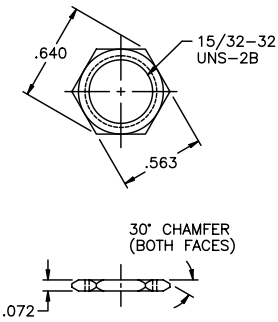
ANTI-ROTATE RING (LARGE) A158
Nickel plated brass 1/4



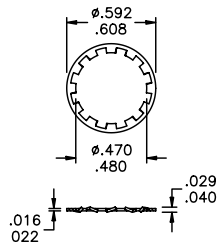
LOCKWASHER A115
Nickel plated steel 1/4



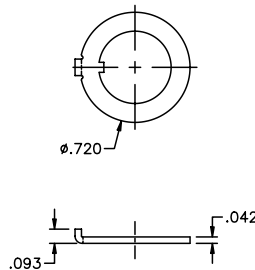
HEX NUT A465
Nickel plated brass 15/32-32



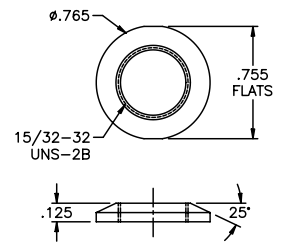
LOCKWASHER A466
Nickel plated steel 15/32



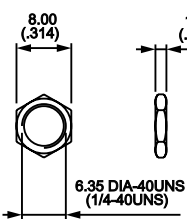
ANTI-ROTATE RING A482
Nickel plated brass 15/32



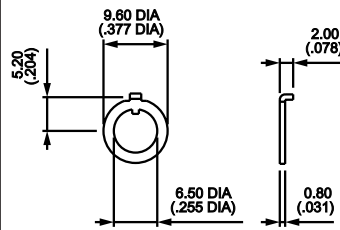
PANEL DRESS NUT A540
Nickel plated brass 15/32-32



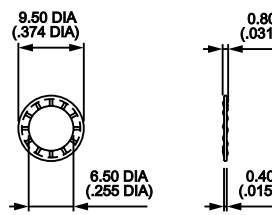
HEX NUT Brass 1/4-40
Nickel plated **U76** Matte black **U94**



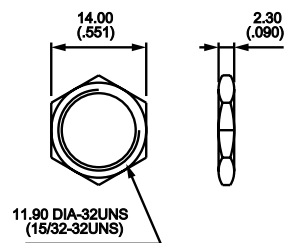
LOCKING RING 1/4
Nickel plated **U78** Matte black **U93**



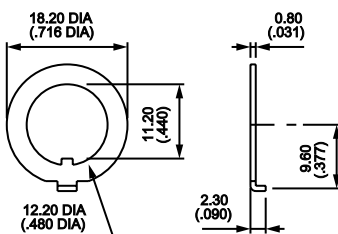
LOCKWASHER 1/4
Stainless steel **U215**



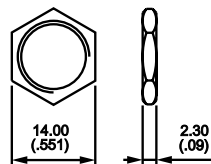
HEX NUT Brass 15/32-32
Nickel plated **U162** Matte black **U41**
Chrome plated **U92**



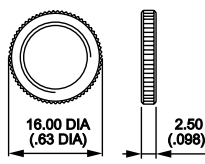
LOCKING RING 12mm (.472")
Nickel plated **U121** Matte black **U12**



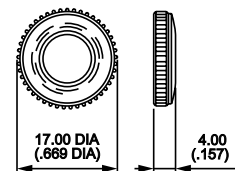
HEX NUT Brass 12mm (.472")
Nickel plated **U166** Matte black **U183**
Chrome plated **U212**



PANEL DRESS NUT Brass 12mm (.472")
Nickel plated **U411**, Matte black **U413**, Chrome plated **U412**



INSULATED PANEL DRESS NUT
12mm (.472") ABS or polyamide with glass fiber. blue **U521**, black **U522**, green **U523**, gray **U524**, yellow **U525**, red **U526**, white **U527/1**, orange **U529**

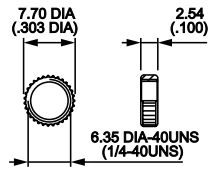
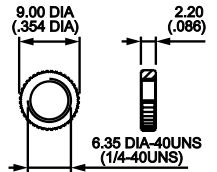
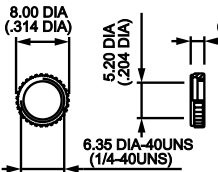
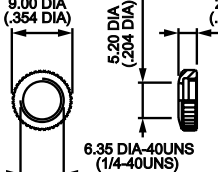
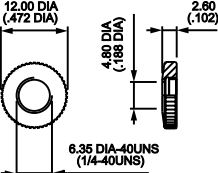
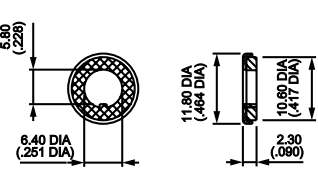
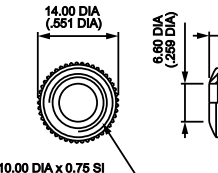
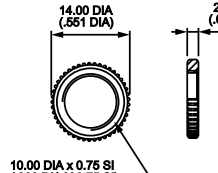
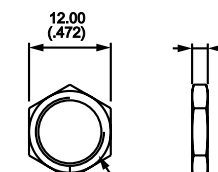
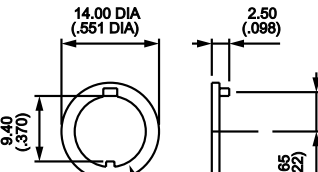
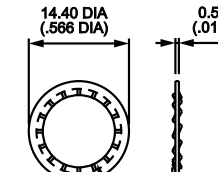
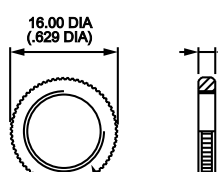
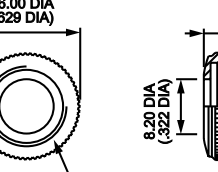
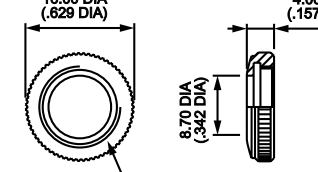
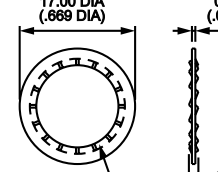
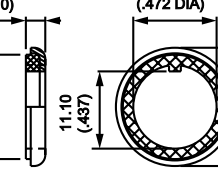
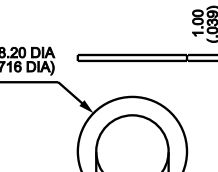
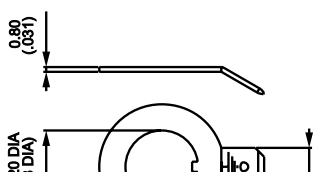
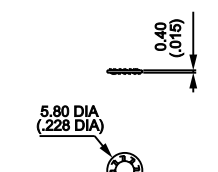
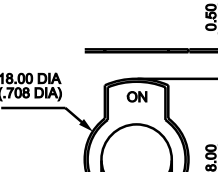


SPECIFICATIONS SUBJECT TO CHANGE WITHOUT NOTICE

D

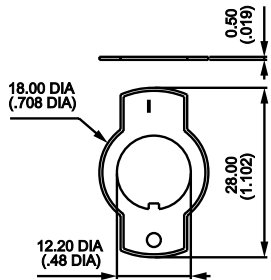
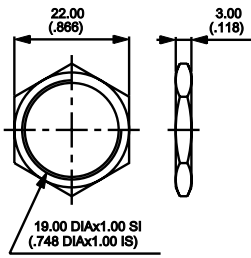
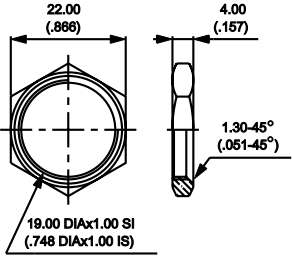
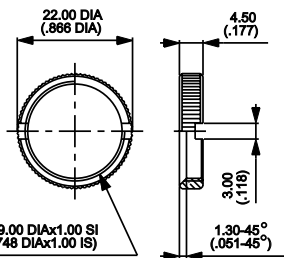
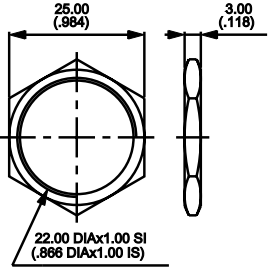
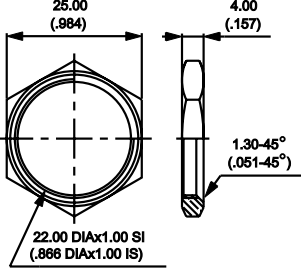
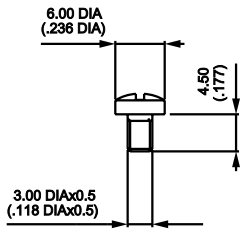
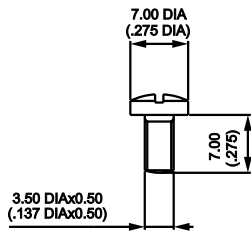
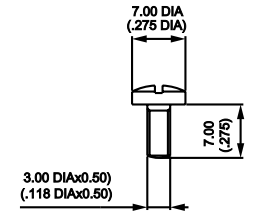
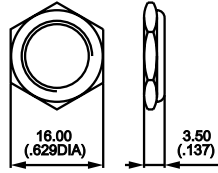
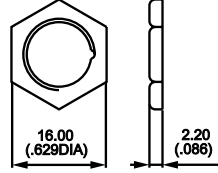
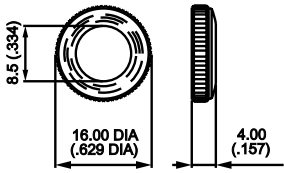
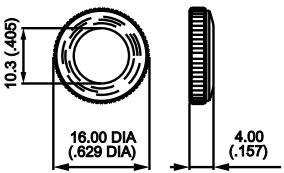
MISCELLANEOUS HARDWARE (CONT'D.)

SPECIFICATIONS SUBJECT TO CHANGE WITHOUT NOTICE

| | | | |
|--|--|---|--|
| <p>KNURLED NUT U369 1/4-40 Nickel plated brass</p>  | <p>KNURLED NUT Brass 1/4-40 Nickel plated U229 Matte black U230</p>  | <p>KNURLED NUT U501 1/4-40 Chrome plated brass</p>  | <p>KNURLED CAP NUT Brass 1/4-40 Chrome plated U216 Matte black U218</p>  |
| <p>KNURLED CAP NUT Brass 1/4-40 Chrome plated U268 Matte black U725</p>  | <p>SEALING WASHER U360 1/4-40 For keyway bushing</p>  | <p>KNURLED CAP NUT U2220 10mm (.393") Chrome plated brass</p>  | <p>KNURLED NUT U2311 10mm (.393") Chrome plated brass</p>  |
| <p>HEX NUT U842 10mm (.393") Nickel plated brass</p>  | <p>LOCKING RING U844 10mm (.393") Nickel plated</p>  | <p>LOCKWASHER U843 10mm (.393") Stainless steel</p>  | <p>KNURLED NUT Brass 15/32-32 Nickel plated U53 Matte black U1634</p>  |
| <p>KNURLED CAP NUT U124 15/32-32 Chrome plated brass</p>  | <p>KNURLED CAP NUT U123 15/32-32 Chrome plated brass</p>  | <p>LOCKWASHER U13 15/32 Zinc plated</p>  | <p>SEALING WASHER U60 15/32</p>  |
| <p>SEALING WASHER Nylon 12mm (.472") U21</p>  | <p>GROUND CONNECTOR 12mm (.472") Nickel plated U187</p>  | <p>LOCKWASHER U14 .122 I.D.</p>  | <p>SWITCH PLATE ON-OFF U19 .480 I.D.</p>  |

D

MISCELLANEOUS HARDWARE (CONT'D.)

| | | | |
|---|---|--|--|
| <p>SWITCH PLATE I-O U1050 .480 I.D.</p>  | <p>HEX NUT U1950-5 19mm (.748") Nickel plated brass</p>  | <p>HEX NUT 10-855-5 19mm (.748") Nickel plated brass</p>  | <p>KNURLED NUT U1977-5 19mm (.748") Nickel plated brass</p>  |
| <p>HEX NUT U1951-5 22mm (.866") Nickel plated brass</p>  | <p>HEX NUT 10-856-5 22mm (.866") Nickel plated brass</p>  | <p>CONNECTING SCREW U03</p>  | <p>MOUNTING SCREW Chrome plated U163 Cad plated U33</p>  |
| <p>MOUNTING SCREW Nickel plated U164, Chrome plated U165, Matte black U45</p>  | <p>HEX CAP NUT Brass 12mm (.472") Chrome plated U35</p>  | <p>PAL NUT U42 12mm (.472") Zinc plated steel</p>  | <p>KNURLED CAP NUT Brass 12mm (.472") Chrome plated U117 Matte black U129</p>  |
| <p>KNURLED CAP NUT Brass 12mm (.472") Chrome plated U118 Matte black U130</p>  | | | |

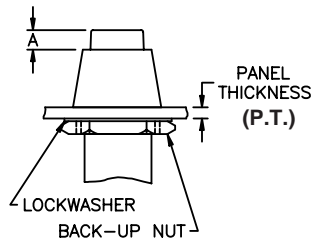
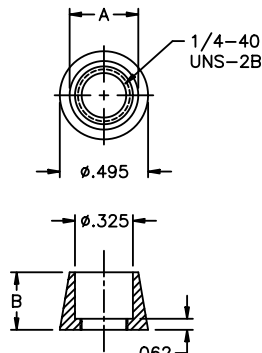
SPECIFICATIONS SUBJECT TO CHANGE WITHOUT NOTICE

MISCELLANEOUS ACCESSORIES & CAPS

Note: additional caps are shown in some switch sections.

PANEL DRESS NUTS & CAPS FOR PUSHBUTTON SWITCHES

| ASSEMBLY NUMBER | FITS SWITCH MODEL | OPTION(S) REQUIRED | INCLUDES | |
|-----------------|-------------------|--------------------|-----------|--------|
| | | | DRESS NUT | CAP |
| A1354P1 | 810/820 | KM | A495P1 | B494P1 |
| A1354P2 | 401/402 | S | A495P1 | B494P2 |
| A1354P3 | PB | PY | A495P1 | B494P3 |
| A1355P1 | 810/820 | KM | A495P2 | B494P1 |
| A1355P2 | 302 | NONE | A495P2 | B494P2 |
| A1355P2 | 401/402 | NONE | A495P2 | B494P2 |
| A1355P3 | PB | PY or P2Y1 | A495P2 | B494P3 |



'A' dimension is determined by panel thickness indicated in table and allows for (1) back-up Nut A112 and (1) Lockwasher A115. Order these separately to provide for secure, vibration resistant mounting.

| PART NO. | A DIA. | B DIA. |
|----------|--------|--------|
| A495P1 | .385 | .323 |
| A495P2 | .413 | .245 |

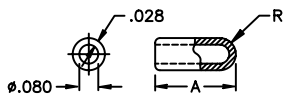
Order Assembly Number from chart to left. Add cap color no. from color code chart below. Example: A1354P36 indicates assembly to fit a PB switch and is supplied with a red cap.

| SWITCH MODEL | OPTION (IF REQ'D) | A1354 | | A1355 | |
|--------------|-------------------|-------|------|-------|------|
| | | A | P.T. | A | P.T. |
| 810/820 | KM | .040 | .062 | .090 | .093 |
| PB | PY | .100 | .125 | .135 | .171 |
| PB | P2Y1 | - | - | .120 | .093 |
| 302 | - | - | - | .070 | .078 |
| 401/402 | - | - | - | .130 | .078 |
| 401/402 | S | .130 | .062 | - | - |

SPECIFICATIONS SUBJECT TO CHANGE WITHOUT NOTICE

D

COLOR CAP Vinyl plastisol



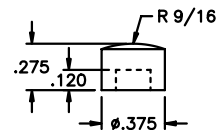
| PART NO. | DIM. A | FITS ACTUATOR |
|----------|--------|---------------|
| A118 | 5/16 | K |
| A391 | 3/16 | L2 |
| A392 | 3/4 | L |

PUSHBUTTON CAPS (ALL)

Material - Nylon

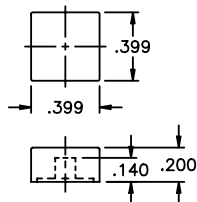
Caps press fit adequately, however they may be pulled off. If permanent retention is required, cement with Loctite 405 or equivalent, insuring no cement enters switch.

PUSHBUTTON CAP A212



FITS PB SERIES

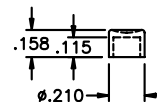
COLOR CAPS B366 & B497



B366 fits 300 & 400 Series with S option only, and all PB Series.

B497 fits 800 Series with options KM, KS, KM1, K1M1 & K2M1.

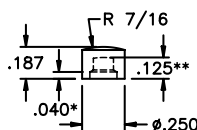
PUSHBUTTON CAPS A180 & A496



A180 fits all PB Series.

A496 fits 800 Series with options KM, KS, KM1, K1M1, K2M, K2S & K2M1.

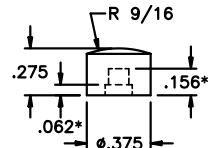
PUSHBUTTON CAP A235



* - fits all PB, 300 & 400 Series.

** - fits 800 Series with options KM, KS, KM1 & K2M1.

PUSHBUTTON CAP A420



* - Fits all 300 Series except 301 & 305. Fits 301 & 305 with S option. Fits all 400 & PB Series.

** - Fits 800 Series with options KM, KS, KM1 & K2M1.

STANDARD COLOR CODE

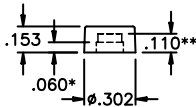
For nylon caps, actuators, bezels & bezel inserts. To specify, add selected color code to part number. Example: A2122 is a black A212 Cap. To specify for actuators, bezels and bezel inserts, see 'Order Format' section following specific series information in this catalog.

| Code | Color | Code | Color |
|------|--------|------|-------|
| 1 | blue | 2 | black |
| 3 | green | 4 | gray |
| 5 | yellow | 6 | red |
| 7 | ivory | 8 | white |
| 9 | orange | | |

MISCELLANEOUS ACCESSORIES & CAPS (CONT'D.)

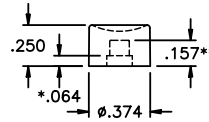
Note: additional caps are shown in some switch sections.

COLOR CAP B494



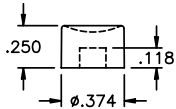
** - P1 fits all 800 Series except K1M & K1S.
 * - P2 fits all 300 & 400 Series.
 * - P3 fits all PB Series.

PUSHBUTTON CAP A631



* - Fits all 300 Series except 301 & 305. Fits 301 & 305 with S option. Fits all 400 & PB Series.
 ** - Fits 800 Series with options KM, KS, KM1 & K2M1.

PUSHBUTTON CAP A632



Fits all PB Series.

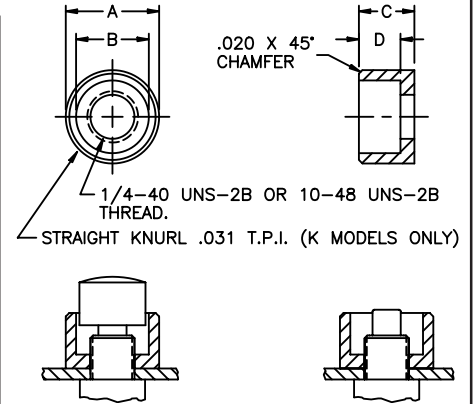
CUSTOM MARKING

Permanent ink marking is available for switch caps, bezels and rocker actuators. Consult factory with your special requirement. Representative samples available.

SWITCH GUARDS

Materials: 5056-H18 aluminum with clear or black anodize, or free machining brass with bright chrome plate. Dimensions in inches and (millimeters). Tolerances: A & D, ±.015" B & C, ±.005"

| MODEL | TH'D. | COLOR | FINISH | A | B | C | D |
|--------|--------|-------------|---------|-------------|-------------|------------|------------|
| MG11A | 10-48 | NATURAL AL. | PLAIN | | | | |
| MG11B | 10-48 | BLACK AL. | PLAIN | | | | |
| MG12A | 1/4-40 | NATURAL AL. | PLAIN | | | | |
| MG12B | 1/4-40 | BLACK AL. | PLAIN | .530 (13.5) | .413 (10.5) | .315 (8.0) | .236 (6.0) |
| MG12C | 1/4-40 | CHROMED BR. | PLAIN | | | | |
| MG12KA | 1/4-40 | NATURAL AL. | KNURLED | | | | |
| MG12KB | 1/4-40 | BLACK AL. | KNURLED | | | | |
| MG12KC | 1/4-40 | CHROMED BR. | KNURLED | | | | |
| MG13A | 1/4-40 | NATURAL AL. | PLAIN | | | | |
| MG13B | 1/4-40 | BLACK AL. | PLAIN | .730 (18.5) | .610 (15.5) | .315 (8.0) | .236 (6.0) |
| MG13C | 1/4-40 | CHROMED BR. | PLAIN | | | | |

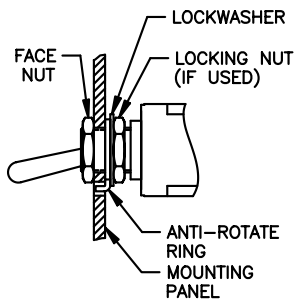


STANDARD COLOR CODE

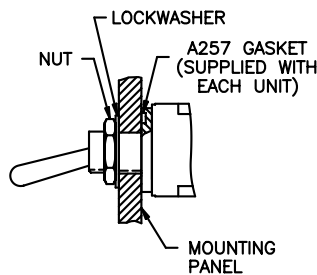
For nylon caps, actuators, bezels & bezel inserts. To specify, add selected color code to part number. Example: A2122 is a black A212 Cap. To specify for actuators, bezels and bezel inserts, see 'Order Format' section following specific series information in this catalog.

| Code | Color | Code | Color |
|------|--------|------|-------|
| 1 | blue | 2 | black |
| 3 | green | 4 | gray |
| 5 | yellow | 6 | red |
| 7 | ivory | 8 | white |
| 9 | orange | | |

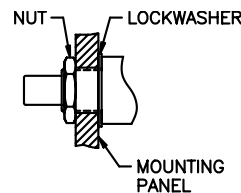
PANEL MOUNTING INFORMATION FOR BUSHING MOUNTED SWITCHES



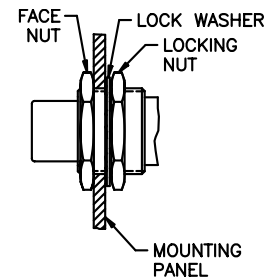
For ST, PB & 800 Series switches



For ST Series with H bushing



For 300 & 400 Series switches



For 15/32" bushing w/o locking ring.

SPECIFICATIONS SUBJECT TO CHANGE WITHOUT NOTICE

D

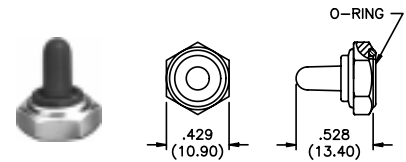
WATERPROOF SWITCH SEALING BOOTS

Prevents dust, water or other contaminants from getting into switches and causing failure. Assembly is accomplished by inserting the switch through the mounting panel hole with a back-up nut pre-assembled. The black silicone rubber (neoprene for p/n's U09 & U223) boot is then hand tightened to the projecting switch bushing. Complete front panel sealing is accomplished by tightening the back-up nut from the rear of the panel, which compresses either an 'o'-ring or gasket (supplied with the boot) between the boot and the front panel. Effective sealing temperature range is -40°C to +85°C for silicone rubber models and -20°C to +50°C for neoprene.

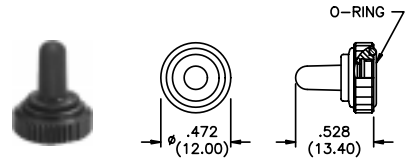
SPECIFICATIONS SUBJECT TO CHANGE WITHOUT NOTICE

| Part Number/Nut Finish | | Switch Series with option, if req'd. | Thread Size, Switch Type |
|--|---|--|--------------------------|
| Nickel Plate | Matte Black | | |
| U1229 U1331 | U1231 U1333 | ST with K Actuator | 1/4-40, Toggle |
| U1318 U1401 | U1320 U1403 | 800 with KM option & 300 with S option | 1/4-40. Pushbutton |
| U1031 | U1024 | ST with T2 Actuator & 12000 | 15/32-32, Toggle |
| U1600 | U1602 | ST w/T1 or T2 Actuator & 12000 | |
| U589 | U590 | 300 with T1 option & 13000X778 | 15/32-32, Pushbutton |
| U1829 | U1831 | 9500 | 4mm Pushbutton |
| U1654 | U1656 | 1200, 4700 & 4800 | 12.2mm Pushbutton |
| U09 U1565 U1151 | U223 U1567 U1153 | 4600 600H & 6-600H 600H & 6-600H | 12mm Toggle |

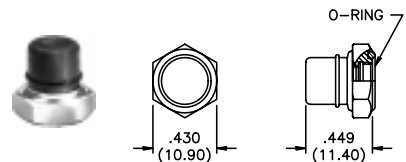
U1229 & U1231



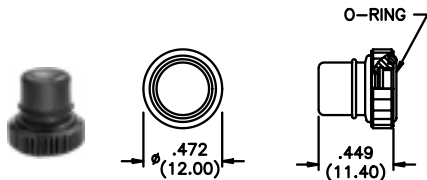
U1331 & U1333



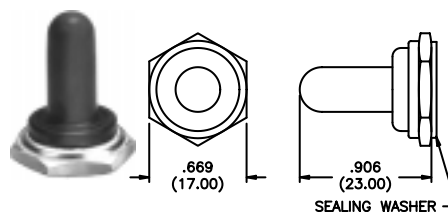
U1318 & U1320



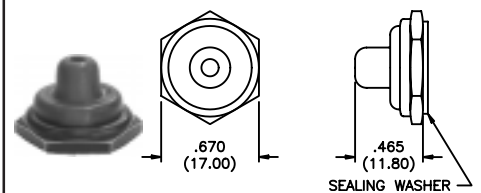
U1401 & U1403



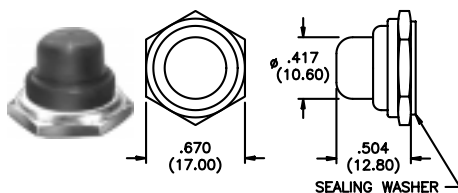
U1031 & U1024



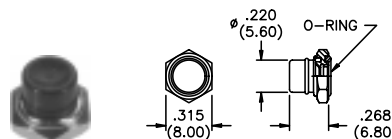
U1600 & U1602



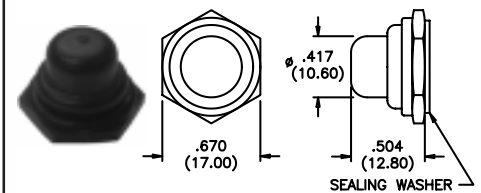
U589 & U590



U1829 & U1831

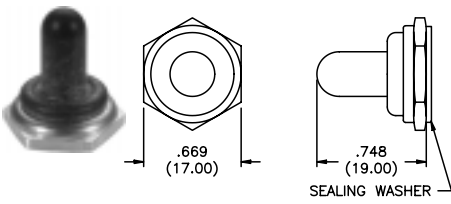


U1654 & U1656

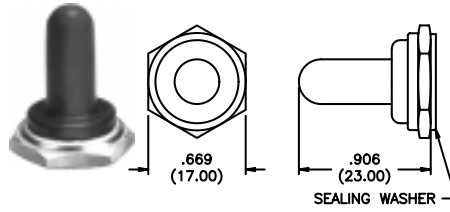


WATERPROOF SWITCH SEALING BOOTS (CONT'D.)

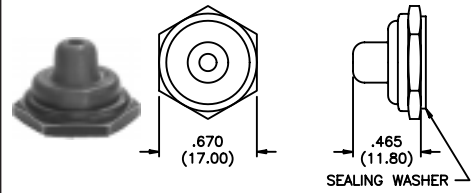
U09 & U223



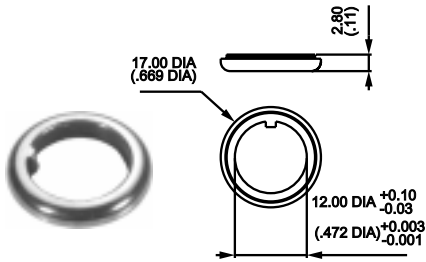
U1565 & U1567



U1151 & U1153

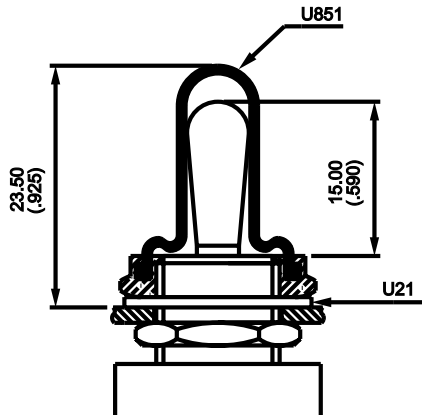


U60 PANEL SEALING WASHER 15/32-32



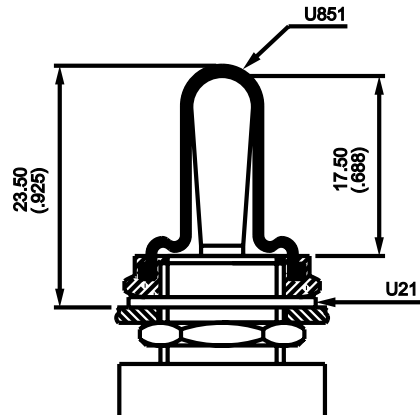
TYPICAL BOOT MOUNTING WITH PANEL SEALING WASHER

Boot U1565 & panel sealing washer U21



(600 Series shown)

With standard actuator .590" (15mm)



(600 Series shown)

With standard actuator .688" (17.5mm)

SPECIFICATIONS SUBJECT TO CHANGE WITHOUT NOTICE

D