

# 8600 Rocker Switches - Miniature 10A 250Vac Single & Double Pole



- ▶ Miniature rocker switch
- ▶ Ratings up to 16A, 250Vac
- ▶ Single & double pole
- ▶ Single throw or double throw
- ▶ Momentary Options
- ▶ 187 TAB, solder and PCB terminals
- ▶ Illuminated and non-illuminated
- ▶ Matching indicators
- ▶ Panel cut out  
single: 19.3 x 12.9  
double: 19.3 x 21.9



10(4)A 250Vac T90 (unless noted below)



UL CSA See ratings below  
UL 65°C, file E45221, CSA file LR10990

In house test

Inrush 50A to EN61058-1 & 10A 24Vdc



RoHS compliant

3mm contact gap except where marked  $\mu$ .  
Technical data on pages 4 & 5 (switches), 6 (indicators).

NON-LIT		LIT	
<b>B</b> BLACK	<b>B</b> BLACK	<b>A</b> AMBER	<b>2</b> 125V NEON
<b>R</b> RED	<b>R</b> RED	<b>C</b> CLEAR	<b>3</b> 250V NEON
<b>W</b> WHITE	<b>W</b> WHITE	<b>G</b> GREEN	<b>7</b> 12V INCANDESCENT
		<b>R</b> RED	

**H 8653 V B B R 2 551W**

## ORDER FORMAT

TERMINAL CODE    FUNCTION CODE    ROCKER CODE    BODY CODE    BODY COLOR    ROCKER COLOR    LAMP VOLTAGE (if required)    LEGEND & OPTIONS

TERMINAL	FUNCTION		ROCKER
<b>H</b>  4.8 x 0.8	Approvals & ratings vary with function 	ON OFF Switches are ON when pressed over terminal 3 	<b>V</b> Curved 
<b>T</b>  3.5 x 0.8 Solder	<b>8600</b> 10(4)A 16A 250V, 10A 277V 1/2HP 277V, 1/4HP 125V 	<b>8650</b> 10(4)A 10A 277V 1/2HP 277V, 1/4HP 125V 	<b>V</b> Curved (lit) 
<b>X</b>  PCB 0.8 Sq	<b>8601</b> 6(1)A 16A 250V, 6A 277V 	<b>8651</b> 6(1)A 6A 277V 	<b>D</b> Paddle lever (Single pole non-lit only) 
	<b>8602</b> 10A 16A 250V, 10A 277V 	<b>8652</b> 10(4)A 6A 277V 	<b>H</b> Slotted for actuator (8600 and 8610 only) 
	<b>N/A</b>	<b>8653</b> 10(4)A 6A 277V 	
	<b>8610</b> 6(1)A 10A 277V 1/2HP 277V, 1/4HP 125V 	<b>8660</b> 6(1)A 10A 277V, 1/2HP 277V 1/2HP 277V, 1/4HP 125V 	<b>H</b> Slotted for actuator (8600 and 8610 only)
	<b>8611</b> 6A 277V 	<b>8661</b> 6A 277V 	
	<b>8620 <math>\mu</math></b> See page 16 	<b>8670 <math>\mu</math></b> See page 16 	<b>F</b> Flat Indicator only (Single pole) 
	<b>8630</b> 		



H8600VB  
T8600VB



H8600VB  
T8600VB



H8630FB  
T8630FB



H8650VB  
T8650VB



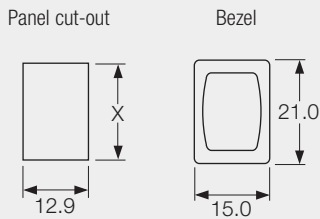
H8660VB  
T8660VB



H8653VB  
T8653VB

**BODY**

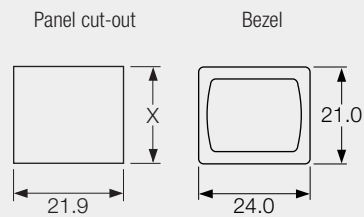
**B** Single pole



Single Pole dimensions for snap-in fixing

Panel thickness	Dimension X
0.75-1.24	19.1/19.2
1.25-1.99	19.3/19.4
2.00-3.00	19.7/19.8

**B** (Double Pole) with terminal barrier  
**BC** (Double Pole) w/o terminal barrier



Double Pole dimensions for snap-in fixing

Panel thickness	Dimension X
0.75-1.24	19.1/19.2
1.25-1.99	19.3/19.4
2.00-3.00	19.7/19.8

Cut-outs must be punched in the direction of insertion

**OPTIONS**

**Finish**

Matt finish only

**Color**

Call factory for custom colors  
A full range is available for large orders

**Legend printing**

Select from the examples or call the factory for custom legends

**Lamp voltage**

Call factory for details of other available voltages

**Hole Plug 8630FBBB Black Standard**

Dummy unit to fill unused panel holes  
Single pole size only  
White available contact factory

**Protective covers**

**L167 for SP**

**L180 for DP**

(designed to IP65)

Snap on to bodies with V rocker or F lens but



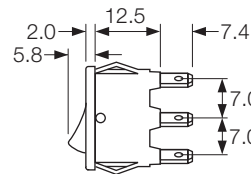
reduce panel thickness by 0.8mm.  
Not for use with momentary types

**Single Pole options**

Most switches shown can have single pole switching in double pole bodies

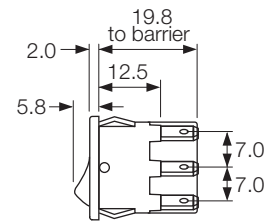
**DIMENSIONS (mm)**

**Single pole**



Terminals shown are "H" 4.8 push on type

**Double pole**




Terminal spacing 10.2 between pole centres

For 8620 and 8670 dimensions see page 16

**Examples of our range of legend printing**

( ) is legend color B-Black, W-White, R-Red



577(W)



080(W)



141(W)



142(W)



059(W)



058(W)