

Bulgin's range of **high quality rocker switches** includes a huge choice of **single** and **double contact** options available in various sizes, colours, terminations, actuator types and **ratings up to 16A, 250Vac**, allowing for virtually any design configuration.

- Available types: Ultra-thin, Miniature, Twin unit, Miniature round and Standard
- Rating from 10A, 250V ac up to 20A, 277V ac
- Single & double contact variants available
- Push-on, solder & PCB terminals
- Illuminated and non-illuminated options
- High in-rush (ON-OFF types)
- Matching Indicators
- Splash resistant options
- Choice of bezel styles and sizes, panel cut-outs and actuators
- Choice of switching circuits including 3 position



# 8800 Thinline Rocker Switches

10A 250Vac



## Key Features

- Ultra thin rocker switch
- Ratings up to 15A, 250Vac
- Single and twin gang
- Panel cut out:  
Single 19.3 x 6.8  
Twin 19.3 x 13.4

## Approvals and specifications

10(6)A 250Vac T100 1E4 (10,000 Operations)  
6(2)A 250Vac T100 5E4 (50,000 Operations)  
Inrush rating 10/50A 1E4 (10,000 Operations)

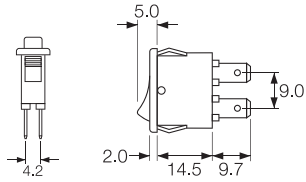
UL CSA 15A 250Vac (Twin unit is 10A 250Vac)  
UL CSA 125Vac 1/2hp  
UL 100°C, file E45221, CSA file LR10990

3mm contact gap.

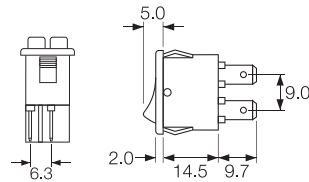
Terminal	Function	Rocker	Body	Body Colour	Rocker Colour						
<b>H</b>	<p>Switches are ON when pressed over terminal 1</p> <p><b>8800</b></p> <p>ON - OFF Single contact</p>		<p>A. Single contact</p> <p>Panel Cut      Bezel</p> <p>*Optional profile for orientation</p>	<p><b>B</b> Black</p> <p><b>R</b> Red</p>	<p><b>B</b> Black</p> <p><b>R</b> Red</p>						
<b>T</b>	<p>Switches are ON when pressed over terminal 1 or 3</p> <p><b>8800</b></p> <p>ON - OFF Twin contact</p>		<p>B. Single contact - Twin</p> <p>Panel Cut      Bezel</p> <p>*Optional profile for orientation</p> <p>Panel thickness      Dim X</p> <table border="0"> <tr> <td>0.75-1.2</td> <td>19.1/19.2</td> </tr> <tr> <td>1.25-1.99</td> <td>19.3/19.4</td> </tr> <tr> <td>2.00-3.00</td> <td>19.7/19.8</td> </tr> </table> <p>Cut-outs must be punched in the direction of insertion</p>	0.75-1.2	19.1/19.2	1.25-1.99	19.3/19.4	2.00-3.00	19.7/19.8	<p><b>W</b> White</p>	<p><b>W</b> White</p>
0.75-1.2	19.1/19.2										
1.25-1.99	19.3/19.4										
2.00-3.00	19.7/19.8										
<b>X</b>	<p>Switches are ON when pressed over terminal 1 or 2</p> <p><b>8800</b></p> <p>ON - OFF Twin contact</p>										

## Dimensions

8800VA (H terminals shown)



8800V/8800VA (H terminals shown)



Legend	Legend Colour	Options
Blank	Blank	<p><b>Finish</b> Matt finish only.</p> <p><b>Colour</b> Call sales for custom colours. A full range is available for large orders.</p> <p><b>Legend printing</b> Select from the examples or call sales for custom legends.</p>
<b>132</b>	<b>B</b> Black	
	<b>W</b> White	

## Examples



X8800VA



X8800VA  
T8800VA - - -



X8800VA  
T8800VA - - -



H8800V/H8800VA  
T8800V/T8800VA



H8800V/H8800VA  
T8800V/T8800VA

# 8500 Rocker Switches - Miniature

10A 250Vac Single & Double Contact



## Key Features

- Miniature rocker switch
- Ratings up to 15A, 250Vac
- Single & double contact in same body size
- Illuminated & non-illuminated
- Matching indicators
- Industry standard panel cut-out
- Rotary and push button actuator options
- Panel cut out: 19.3 x 12.9

## Approvals and specifications

10(6)A 250Vac T125 IE4 (non lit types)  
 6(4)A 250Vac T125 5E4 (50,000 Operations)  
 10(6)A 250Vac T100 (lit types)

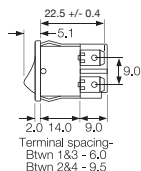
UL CSA 15A Non Ind 250Vac, 14A Ind 250Vac, 10A 277Vac  
 UL CSA 250Vac 1/2hp, 125Vac 1/4hp  
 UL 105°C, (non lit) file E45221, CSA file LR10990

3mm contact gap.

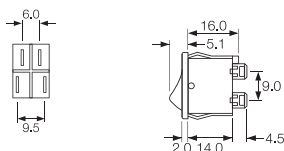
Terminal	Function	Rocker	Body	Body Colour	Rocker Colour								
<p><b>H</b></p> <p>4.8 x 0.8 8.5</p>	<p>ON OFF Switches are ON when pressed over terminal 1</p>	<p><b>H</b> Slotted for custom caps</p>	<p><b>B</b> Standard body with terminal barrier</p>	<p><b>B</b> Black</p>	<p>Un-Lit <b>B</b> Black</p>								
<p><b>K</b></p> <p>2.6 x 0.8 8.5</p>	<p><b>8500</b></p> <p>ON - OFF Single contact (Uses terminals 1a &amp; 2a)</p>	<p><b>R</b> Semi-rotary (not lit)</p>	<p><b>BC</b> Body without terminal barrier</p>	<p><b>R</b> Red</p>	<p><b>R</b> Red</p> <p><b>W</b> White</p>								
<p><b>L</b></p> <p>2.8 x 0.8 3.2</p> <p>Right angle version of K terminal available on 8500 only</p>	<p><b>8503</b></p> <p>ON (lit) - OFF Single contact</p>	<p><b>D</b> Paddle lever (not lit)</p>	<p>Dimensions for snap-in fixing</p> <table border="1"> <thead> <tr> <th>Panel thickness</th> <th>Dim X</th> </tr> </thead> <tbody> <tr> <td>0.75-1.25</td> <td>19.1/19.2</td> </tr> <tr> <td>1.25-2.00</td> <td>19.3/19.4</td> </tr> <tr> <td>2.00-3.00</td> <td>19.7/19.8</td> </tr> </tbody> </table> <p>Out-outs must be punched in the direction of insertion</p>	Panel thickness	Dim X	0.75-1.25	19.1/19.2	1.25-2.00	19.3/19.4	2.00-3.00	19.7/19.8	<p><b>W</b> White</p>	<p>Lit</p> <p><b>A</b> Amber</p>
Panel thickness	Dim X												
0.75-1.25	19.1/19.2												
1.25-2.00	19.3/19.4												
2.00-3.00	19.7/19.8												
<p><b>R</b></p> <p>4.8 x 0.8 4.5</p>	<p><b>8553</b></p> <p>ON (lit) - OFF Double contact</p>	<p><b>V</b> Curved (not lit)</p>			<p><b>G</b> Green</p>								
<p><b>T</b></p> <p>4.8 x 0.8 8.5 +/- 0.4</p>	<p><b>8580</b></p> <p>Available with H terminals only</p> <p>Indicator UL/CSA E63363</p>	<p><b>V</b> Curved (lit)</p>			<p><b>C</b> Clear</p> <p><b>R</b> Red</p>								
		<p><b>X</b> Two colour (not lit)</p>											
		<p><b>A</b> Softline lens</p>											
		<p><b>P</b> Push button operation (8500 only) See drawing opposite</p>											

## Dimensions

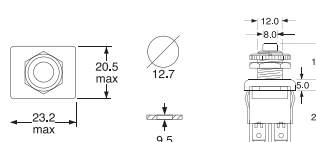
“B” body with barrier for H, T and K terminals




“BC” body w/o barrier primarily for L or R terminals (can be used for all terminals)



‘PO’ Actuator and body - push button function (8500 only)



Insert Colour	Lamp Voltage	Legend	Legend Colour	Options
<b>X</b> Rocker Only	Blank	Blank	Blank	<p><b>Finish</b> Matt finish only.</p> <p><b>Colour</b> Call sales for custom colours. A full range is available for large orders.</p> <p><b>Legend printing</b> Select from the examples or call sales for custom legends.</p> <p><b>Lamp voltage</b> Call sales for details of available voltages.</p> <p><b>Protective cover L167</b> Snaps on to bodies with V or X style rockers and A lens. This reduces panel thickness by 0.8mm.</p> 
<b>R</b> Red	<b>2</b> 125V Neon	<b>076</b>	<b>B</b> Black	
<b>W</b> White	<b>3</b> 250V Neon		<b>W</b> White	
Blank Leave blank for other Rocker types	<b>7</b> 12V Filament			
	<b>8</b> 24V Filament			

## Examples



H8500VB ---  
T8500VB ---



H8550VB ---  
T8550VB ---



H8550HB ---  
T8550HB ---



H8550XB ---  
T8550XB ---



H8550RB Semi-rotary  
A splash proofing option



H8500PO ---  
Pushbutton option



H8553VB ---  
T8553VB ---



H8580AB ---

# 8600 Rocker Switches - Miniature

10A 250Vac Single & Double Contact



## Key Features

- Miniature rocker switch
- Ratings up to 16A, 250Vac
- Single & double Contact
- ON/OFF, C/O, biased and centre off switching
- Push on, solder and PCB terminals
- Illuminated and non illuminated
- Matching indicators
- Panel cut out single: 19.3 x 12.9 double: 19.3 x 21.9

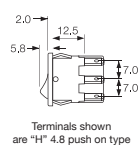
## Approvals and specifications

- 10(4)A 250Vac T90 (unless noted below)
- UL CSA See ratings below  
UL 65°C, file E45221, CSA file LR10990
- 3mm contact gap except where marked  $\mu$ .

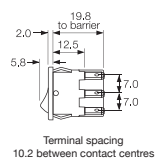
Terminal	Function	UL 15 UL C	Rocker	Body	Body Colour																
<p><b>H</b></p> <p>4.8 x 0.8 7.4</p> <p><b>T</b></p> <p>Ø2.2 6.4 3.5 x 0.8 Solder</p> <p><b>X</b></p> <p>3.7 5.3 PCB 0.65sq</p> <p>Double Contact switches with "X" terminals are supplied without terminal barriers</p>	<p>Approvals &amp; ratings vary with function</p> <p><b>8600</b></p> <p>10(4)A 16A 250V, 10A 277V 1/2HP 277V, 1/4HP 125V ON - OFF</p> <p><b>8650</b></p> <p>10(4)A 10A 277V 1/2HP 277V, 1/4HP 125V ON - OFF</p> <p>ON OFF Switches are ON when pressed over terminal 3</p> <p><b>8601</b></p> <p>6(1)A 16A 250V, 6A 277V ON - OFF (momentary ON)</p> <p><b>8651</b></p> <p>6(1)A 6A 277V ON - OFF (momentary ON)</p> <p><b>8602</b></p> <p>10A 6A 277V ON - OFF (momentary OFF)</p> <p><b>8652</b></p> <p>10(4)A 6A 277V ON - OFF (momentary OFF)</p> <p><b>N/A</b></p> <p>ON - OFF Lit</p> <p><b>8610</b></p> <p>6(1)A 10A 277V 1/2HP 277V, 1/4HP 125V ON - ON</p> <p><b>8660</b></p> <p>6(1)A 10A 277V 1/2HP 277V, 1/4HP 125V ON - ON</p> <p><b>8611</b></p> <p>6A 277V ON - ON (momentary 1 side)</p> <p><b>8661</b></p> <p>6A 277V ON - ON (momentary 1 side)</p> <p><b>8620 <math>\mu</math></b></p> <p>ON - OFF - ON</p> <p><b>8670 <math>\mu</math></b></p> <p>ON - OFF - ON</p> <p><b>8630</b></p> <p>6(1)A UL E63363 CSA LR29381 KEMA-KUER Indicators</p> <p><b>N/A</b></p>		<p><b>V</b> Curved</p> <p><b>V</b> Curved (lit)</p> <p><b>F</b> Flat Indicator only (Single contact)</p>	<p><b>B</b> Single Contact</p> <p>Panel cut out</p> <p>Bezel</p> <p>Single Contact dimensions for snap-in fixing</p> <table border="1"> <tr> <td>Panel thickness</td> <td>Dim X</td> </tr> <tr> <td>0.75-1.25</td> <td>19.1/19.2</td> </tr> <tr> <td>1.25-1.99</td> <td>19.3/19.4</td> </tr> <tr> <td>2.00-3.00</td> <td>19.7/19.8</td> </tr> </table> <p><b>B</b> (Double Contact) with terminal barrier</p> <p><b>BC</b> (Double Contact) w/o terminal barrier</p> <p>Panel cut out</p> <p>Bezel</p> <p>Double Contact dimensions for snap-in fixing</p> <table border="1"> <tr> <td>Panel thickness</td> <td>Dim X</td> </tr> <tr> <td>0.75-1.24</td> <td>19.1/19.2</td> </tr> <tr> <td>1.25-1.99</td> <td>19.3/19.4</td> </tr> <tr> <td>2.00-3.00</td> <td>19.7/19.8</td> </tr> </table> <p>Cut-outs must be punched in the direction of insertion</p>	Panel thickness	Dim X	0.75-1.25	19.1/19.2	1.25-1.99	19.3/19.4	2.00-3.00	19.7/19.8	Panel thickness	Dim X	0.75-1.24	19.1/19.2	1.25-1.99	19.3/19.4	2.00-3.00	19.7/19.8	<p><b>B</b> Black</p> <p><b>R</b> Red</p> <p><b>W</b> White</p>
	Panel thickness	Dim X																			
	0.75-1.25	19.1/19.2																			
	1.25-1.99	19.3/19.4																			
	2.00-3.00	19.7/19.8																			
	Panel thickness	Dim X																			
	0.75-1.24	19.1/19.2																			
	1.25-1.99	19.3/19.4																			
	2.00-3.00	19.7/19.8																			


## Dimensions

### Single contact



### Double contact



Rocker Colour	Lamp Voltage	Legend	Legend Colour	Options
Un-Lit <b>B</b> Black	Blank	Blank	Blank	<b>Finish</b> Matt finish only.
<b>R</b> Red	<b>2</b> 125V Neon	<b>076</b>	<b>B</b> Black	<b>Colour</b> Call sales for custom colours. A full range is available for large orders.
<b>W</b> White				<b>Legend printing</b> Select from the examples or call sales for custom legend.
Lit <b>A</b> Amber	<b>3</b> 250V Neon		<b>W</b> White	<b>Lamp voltage</b> Call sales for details of available voltages.
<b>G</b> Green				<b>Blanking plate A8634FB</b> Dummy unit to fill unused panel holes. Single contact size only.
<b>C</b> Clear	<b>7</b> 12V Filament			<b>Protective covers</b> L167 for SP L180 for DP Snap on to bodies with V rocker or F lens. This reduces panel thickness by 2.2mm.
<b>R</b> Red	<b>8</b> 24V Filament			 <b>Single Contact options</b> Most switches shown can have single contact switching in double contact bodies.

## Examples



H8600VB ---  
T8600VB ---



H8600VB ---  
T8600VB ---



H8630FB ---  
T8630FB ---



H8650VB ---  
T8650VB ---



H8660VB ---  
T8660VB ---



H8653VB ---  
T8653VB ---

# 8620 & 8670 Rocker Switches

3 Positions - 10A 250Vac



## Key Features

- 3 position miniature rocker switch
- Ratings up to 15A, 250Vac
- Single & double Contact
- Centre off switching
- Push on, solder and PCB terminals
- Matching indicators
- Panel cut out: single: 19.3 x 12.9 double: 19.3 x 21.9

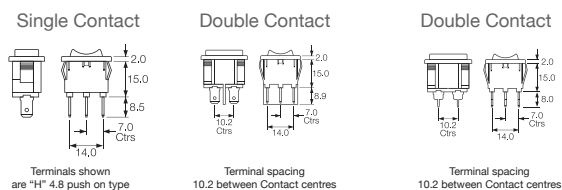
## Approvals and specifications


- UL 10(4)A 250Vac T90
- UL CSA 15A 277Vac (Single Contact)
- UL CSA 250Vac 1/2hp (Single Contact)
- UL CSA 125Vac 1/4hp (Single Contact)
- UL CSA 10A 277Vac (Double Contact)
- UL CSA 277Vac 1/2hp (Single & Double Contact)
- UL 90°C, file E45221, CSA file LR10990
- µ contact gap.

Terminal	Function	Rocker	Body	Body Colour	Rocker Colour
<p><b>H</b></p> <p>4.8 x 0.8</p>	<p><b>8620</b></p> <p>ON - OFF - ON Single Contact</p>	<p><b>V</b></p> <p>Curved</p>	<p><b>B</b> Single Contact</p> <p>Panel thickness 0.75-1.24 1.25-1.99 2.00-3.00</p> <p>Dim X 19.1/19.2 19.3/19.4 19.7/19.8</p>	<p><b>B</b> Black</p> <p><b>R</b> Red</p> <p><b>W</b> White</p>	<p>Lit (DP)</p> <p><b>A</b> Amber</p> <p><b>C</b> Clear</p> <p><b>G</b> Green</p> <p><b>R</b> Red</p> <p>Lit (DP)</p> <p><b>B</b> Black</p> <p><b>R</b> Red</p> <p><b>W</b> White</p>
<p><b>T</b></p> <p>Ø2.15 Solder</p>	<p><b>8670</b></p> <p>ON - OFF - ON Double Contact</p>	<p><b>H</b></p> <p>Slotted for actuator (8620 only)</p>	<p><b>B</b> Single Contact - Twin</p> <p>Panel thickness 0.75-1.24 1.25-1.99 2.00-3.00</p> <p>Dim X 19.1/19.2 19.3/19.4 19.7/19.8</p> <p><small>Cut-outs must be punched in the direction of insertion</small></p>		
<p><b>X</b></p> <p>PCB 0.8sq Double Contact switches with X terminals are supplied without terminal barriers</p>					



## Dimensions



Lamp Voltage	Legend	Legend Colour	Options
Blank	Blank	Blank	<p><b>Finish</b> Matt finish only.</p> <p><b>Colour</b> Call sales for custom colours. A full range is available for large orders.</p> <p><b>Legend printing</b> Select from the examples or call sales for custom legend.</p> <p><b>Lamp voltage</b> Call sales for details of available voltages.</p> <p><b>Blanking plate A8634FB</b> Dummy unit to fill unused panel holes. Single Contact size only.</p> <p><b>Protective covers</b> L167 for SP L180 for DP Snap on to bodies with V rocker or F lens. This reduces panel thickness by 2.2mm.</p>  <p><b>Single Contact options</b> Most switches shown can have single Contact switching in double Contact bodies.</p>
<b>2</b> 125V Neon	<b>076</b>	<b>B</b> Black	
<b>3</b> 250V Neon		<b>W</b> White	
<b>7</b> 12V Filament			
<b>8</b> 24V Filament			

# 1250 Rocker Switches

10A 250Vac

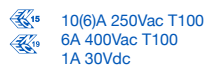


## Key Features

- Standard rocker switch
- Double Contact in single Contact body
- Snap in or sub panel mount
- Integral terminal barrier
- Push on or PCB terminals
- Panel cut out: 27.2 x 12.4 (snap in) 26.3 x 12.4 (sub panel mount)

Terminal	Function	Rocker	Body	Body Colour	Rocker Colour
<p><b>C</b></p> <p>On when pressed over terminal 1</p> <p><b>1250</b></p> <p>ON - OFF Double Contact</p> <p>Contacts are 9.0mm between centres.</p> <p>On when pressed over terminal 1</p> <p><b>1250SP</b></p> <p>ON - OFF Single Contact</p>	<p><b>A</b> Curved</p> <p>Shown in N body</p>	<p><b>N</b></p> <p>Panel cut-out</p> <p>Sub-panel: 26.1/26.2, 12.4/12.5</p> <p>Facia: 23.8 nom, 13.1 nom, R3.5</p> <p>Bezel: 13.0, 29.5</p> <p>Panel thickness: 0.75-1.24, 1.25-1.99, 2.00-3.00</p> <p>Dim X: 26.1/26.2, 26.3/26.4, 26.7/26.8</p>	<p><b>B</b> Black</p> <p><b>W</b> White</p>	<p><b>B</b> Black</p> <p><b>W</b> White</p> <p><b>G</b> Grey</p>	
<p><b>X</b></p> <p>On when pressed over terminal 1</p> <p><b>1250SP</b></p> <p>ON - OFF Single Contact</p>	<p><b>P</b></p> <p>Panel cut out</p> <p>Panel cut-out: 27.2/27.3, 12.4/12.5</p> <p>Bezel: 29.5, 15.0</p> <p>Panel thickness: 0.75-3.00</p> <p><small>Cut-outs must be punched in the direction of insertion</small></p>	<p><b>W</b> White</p>	<p><b>G</b> Grey</p>		

## Approvals and specifications



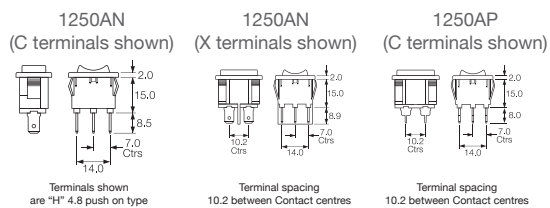
10(6)A 250Vac T100  
6A 400Vac T100  
1A 30Vdc



UL CSA 10A 250Vac  
UL CSA 16A 250Vac Resistive  
UL CSA 125Vac 1/2hp  
UL CSA 1A 30Vdc  
UL 100°C, file E45221, CSA file LR10990

3mm contact gap

## Dimensions



Legend	Legend Colour	Options
— Blank	— Blank	<p><b>Finish</b> Matt finish only.</p> <p><b>Colour</b> Call sales for custom colours. A full range is available for large orders.</p> <p><b>Legend printing</b> Select from the examples or call sales for custom legend.</p>
<b>085</b>	<b>B</b> Black	
	<b>W</b> White	

# 6000 SP Splash Resistant Rocker Switches

16A 250Vac



## Key Features

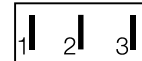
- Ratings up to 20A, 277Vac
- Positive switch action
- Distinctive styling
- Illuminated & nonilluminated
- Single Contact
- Panel cut out: 30.1 x 11.1mm

## Approvals and specifications

- European 16(4)A 250Vac T125, 10A 400Vac T125
  - UL = 20A 277Vac, 1 1/2HP 250Vac 1HP 125Vac  
CSA = 20A 277Vac, 1HP 125Vac, 1/2HP 125Vac
- 3mm contact gap with Positive Break switching.  
Call factory for IP details.

## Vary with Function

Approvals & ratings vary with function  
ON OFF Switches - ON when pressed  
over terminals 3.



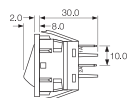
Terminal	Function	Rocker	Body	Body Colour	Rocker Colour	Lamp Voltage
<b>C</b>  6.3 x 0.8 9.7	<b>6000</b>  ON - OFF	<b>A</b> Softline Matt 	<b>L</b> Panel cut-out ** Bezel  30.0/30.1 11.0/11.1 31.5 14.0 R2.0 Cut-outs must be punched in the direction of insertion	<b>B</b> Black   <b>W</b> White	Lit (DP)  <b>A</b> Amber	Blank
	<b>6001</b>  ON - OFF (momentary ON)				<b>C</b> Clear  <b>2</b> 125V Neon	
<b>H</b>  4.8 x 0.8 9.7	<b>6002</b>  ON - OFF (momentary OFF)	<b>A</b> Softline Matt 	<b>L</b> Panel cut-out ** Bezel  30.0/30.1 11.0/11.1 31.5 14.0 R2.0 Cut-outs must be punched in the direction of insertion	<b>B</b> Black   <b>W</b> White	<b>G</b> Green  <b>3</b> 250V Neon	<b>5</b> 12Vdc LED (P Rocker)
	<b>6003</b>  ON - OFF Lit	<b>P</b> Lit window Matt 			<b>R</b> Red	
<b>S</b>  4.8 x 0.8 9.7 Screw & Clamp N/A for assemblies with 3 terminals	<b>6008</b>  ON - OFF Lit (Unswitched neutral)	<b>P</b> Lit window Matt 	<b>L</b> Panel cut-out ** Bezel  30.0/30.1 11.0/11.1 31.5 14.0 R2.0 Cut-outs must be punched in the direction of insertion	<b>B</b> Black   <b>W</b> White	Lit (DP)  <b>B</b> Black	<b>6</b> 24Vdc LED (P Rocker)
	<b>6009</b>  ON - OFF (momentary ON) Lit (Unswitched neutral)	<b>R</b> Red			<b>7</b> 12V Filament	
	<b>6010</b>  ON - ON	<b>W</b> White			<b>8</b> 24Vdc Filament	
	<b>6011</b>  ON - ON (momentary 1 side)					

## Integral Splash Resistance




Current carrying parts are protected from moisture. Droplets which may enter the switch are channelled out through ports in the switch body. For IP65 see options below

## Dimensions



**Panel thickness**  
L 0.75 to 2.5mm  
\*\* For cut-out details on momentary switches call sales

Legend	Legend Colour	Options
Blank	Blank	<p><b>G74</b> Protective Cover</p> <p><b>Finish</b> Matt is standard.</p> <p><b>Colour</b> Call sales for custom colours. A full range is available for large orders.</p> <p><b>Legend printing</b> Select from the examples or call sales for custom legends.</p> <p><b>Lamp voltage</b> Call sales for details.</p> <p><b>Protective cover</b> A snap on cover is available (add G after body code), this reduces panel thickness by 2mm.</p>  <p>Panel sealing washer W46 is available, this reduces panel thickness by 1.2mm.</p> <p>Covers are not suitable for momentary types. For all options call the factory</p>
<b>1223</b>	<p><b>B</b> Black</p> <p><b>W</b> White</p>	

## Examples



☐ C6000AL - - -



☐ C6000AL - - -



☐ C6010AL - - -



☐ C6003AL - - -




☐ C6003PL - - -



☐ C6030AL - - -

# 6050 DP Splash Resistant Switches

& Twin Switches - 16A 250Vac



## Key Features

- Ratings up to 20A, 277V ac
- Positive switch action
- Distinctive styling
- Illuminated & non-illuminated
- Double Contact
- DC LED Illumination Available
- Panel cut out: 30.1 x 22.2mm

## Approvals and specifications

European 16(4)A 250Vac T125, 10A 400Vac T125


UL CSA (except 6054 & 6055 Switches)  
20A 277Vac, 250Vac 11/2hp, 125Vac 1hp

UL 100°C, file E45221, CSA file LR10990

3mm contact gap with Positive Break switching.

Terminal	Function	Rocker	Body	Body Colour		
<b>C</b>  6.3 x 0.8 9.7	<b>6050</b>  ON - OFF	<b>A</b> Softline Matt  <b>A</b> Softline Matt  <b>L</b> Twin units Contact sales for information on splash resistance and IP ratings  <b>P</b> Lit window Matt  <b>L</b> Lit window 	<b>L</b> Double Contact Panel cut-out ** Bezel  22.1/22.2 30.0/30.1 R2.0 25.0 31.5	Lit (DP)  <b>A</b> Amber  <b>C</b> Clear  <b>G</b> Green  <b>R</b> Red  Un-Lit (DP)  <b>B</b> Black  <b>R</b> Red  <b>W</b> White		
	<b>6051</b>  ON - OFF (momentary ON)				<b>6060</b>  ON - ON	<b>6061</b>  ON - ON (momentary 1 side)
	<b>6052</b>  ON - OFF (momentary OFF)				<b>6062</b>  2 Circuit ON - ON (In house tests only)	<b>6066</b>  ON - ON (Single Contact) Isolated light
	<b>6053</b>  ON - OFF Lit				<b>6067</b>  ON - ON Lit	<b>6068</b>  ON - ON 1 Contact ON - OFF Lit 1 Contact
	<b>6054</b>  ON - OFF (momentary ON) Lit				<b>6069</b>  ON - OFF 1 Contact ON - OFF Lit 1 Contact	<b>6090</b>  ON - OFF (Single Contact) Isolated light
	<b>6055</b>  ON - OFF (Single Contact) (momentary ON) Lit				<b>6091</b>  ON - OFF (momentary ON) Lit	<b>6092</b>  ON - OFF 1 Contact ON - ON 1 Contact Lit
	<b>6056</b>  ON - OFF (Single Contact) Isolated light				<b>6099</b>  ON - OFF (Single Contact) Lit	<b>6059</b>  ON - OFF (Single Contact) (momentary ON) Isolated light
	<b>6057</b>  ON - OFF Isolated light				<b>6092</b>  ON - OFF 1 Contact ON - ON 1 Contact Lit	Circuits are Double Contact unless described otherwise
	<b>6058</b>  ON - OFF (Single Contact) Lit				<b>6092</b>  ON - OFF 1 Contact ON - ON 1 Contact Lit	
	<b>6059</b>  ON - OFF (Single Contact) (momentary ON) Isolated light					
<b>H</b>  4.8 x 0.8 9.7						
<b>S</b>  Screw & Clamp N/A for assemblies with 3 terminals 9.7						

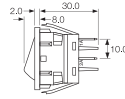
## Integral Splash Resistance



Current carrying parts are protected from moisture. Droplets which may enter the switch are channelled out through ports in the switch body.

For IP65 see options below

## Dimensions



Panel thickness

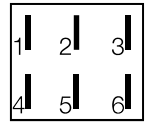
L 0.75 to 2.5mm


\*\* For cut-out details on momentary switches call sales

Terminal spacing - Contacts 10.5 between centres

## Vary with Function

Approvals & ratings vary with function  
ON OFF Switches - ON when pressed over terminals 3 & 6.



Rocker Colour	Lamp Voltage	Legend	Legend Colour	Options
<b>B</b> Black	Blank	Blank	Blank	<p><b>G74</b> Protective Cover</p> <p><b>Finish</b> Matt is standard.</p> <p><b>Colour</b> Call sales for custom colours. A full range is available for large orders.</p> <p><b>Legend printing</b> Select from the examples or call sales for custom legends.</p> <p><b>Protective cover</b> The 6050 series is a water through design. For a higher level of sealing, a snap on cover is available (add G after body code). This reduces panel thickness by 1mm.</p>  <p>Panel sealing washer W42 is available. This reduces panel thickness by 1.00mm. Covers are not suitable for momentary types.</p> <p><b>IP Ratings</b> Call the sales for details.</p> <p><b>Terminal Link P1067</b> connects the Contacts of a double Contact switch or twin unit.</p> <p># Mounting orientation may affect IP rating.</p>
<b>R</b> Red	<b>2</b> 125V Neon	<b>1223</b>	<b>B</b> Black	
<b>W</b> White	<b>3</b> 250V Neon		<b>W</b> White	
	<b>5</b> 12Vdc LED (P Rocker)			
	<b>6</b> 24Vdc LED (P Rocker)			
	<b>7</b> 12V Filament			
	<b>8</b> 24Vdc Filament			

## Examples



☐ C6050AL - - -



☐ C6053AL - - -



☐ C6053PL - - -



☐ C6000A/C6000AL



☐ C6003P/C6003PL



☐ C6003P/C6030AL

# 1500 Standard & 1300 High Inrush Switches

150A to EN61058-1 and 16A 250Vac



## Key Features

- Standard rocker switch
- Non-illuminated
- 150A inrush
- Choice of switching circuits including 3 position
- Choice of bezel styles
- Choice of panel cut outs
- Matching indicator
- Single Contact
- Splash resistant option
- DC LED Illumination Available for "P" Rocker
- Panel cut out 'A' style: 27.3 x 12.3mm

## Approvals and specifications

- UL 1500 Series 16(4)A 250Vac T125
- UL CSA 16A Non Ind 250Vac, (2 posn) 250Vac 1hp, 125Vac 1/2hp, (3 posn) 250Vac 1/2hp, 125Vac 1/4hp
- 1330 36Vdc 14A
- 1350 72 Vdc 7A
- 1500 & 1510 14 Vdc 10A
- UL 85°C, file E45221, CSA file LR10990

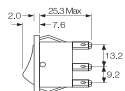
**In house test:**  
10A 24Vdc— Indicative rating only

1300 series 16(6)A 250Vac T125 5E4 (50,000 Ops.)  
150A Inrush to EN61058-1

Terminal	Function	Rocker	Body	Finish	Body Colour
<p><b>C</b></p> <p>6.3 x 0.8</p>	<p><b>Standard 1500</b> ON - OFF</p> <p><b>1501</b> HP rating N/A ON - OFF (momentary ON)</p> <p><b>1502</b> HP rating N/A ON - OFF (momentary OFF)</p> <p><b>1510 μ</b> HP rating N/A ON - ON</p> <p><b>1511 μ</b> HP rating N/A ON - ON (momentary 1 side)</p> <p><b>1520 μ</b> 125V &amp; 250V 1/2 HP H terminal rated T100 only ON - OFF - ON</p> <p><b>1521 μ</b> HP rating N/A H terminal rated T100 only ON - OFF - ON (momentary 1 side)</p> <p><b>1522 μ</b> HP rating N/A H terminal rated T100 only ON - OFF - ON (momentary 2 sides)</p> <p><b>0430 (Indicator)</b> HP rating N/A H terminal rated T100 only</p> <p><b>1484</b> In-house tested to 10(3)A 250Vac 3 position selective</p> <p><b>1487</b> In-house tested to 10(3)A 250Vac 3 position selective</p> <p><b>High Inrush 1300</b> ON - OFF</p>	<p><b>A</b> Softline Matt</p> <p><b>B</b> Splash resistant (with Arcshield) Matt</p> <p><b>H</b> Slotted (for custom Adaptors) not momentary</p> <p><b>V</b> Curved Matt or gloss</p> <p><b>W</b> Splash resistant (with Arcshield) Matt</p> <p><b>X</b> Two colour Matt ON - OFF only (not momentary)</p> <p><b>F</b> Flat lens Gloss (0430 only)</p> <p><b>A</b> Softline lens Matt (0430 only) as F but with raised profile</p>	<p>Panel cut-out      Bezel Cut-outs must be punched in the direction of insertion</p> <p><b>A</b> 27.2/27.3 x 12.2/12.3      30.2 x 14.0 Gloss or Matt</p> <p><b>B</b> 30.0/30.1 x 11.0/11.1      R3.5 33.4 x 14.0 Matt only</p> <p><b>L</b> 30.0/30.1 x 11.0/11.1      R1.0 32.0 x 14.0 Matt only</p> <p><b>Q</b> 28.2/28.3 x 11.5/11.6      R1.6 30.2 x 14.0 Gloss or matt</p> <p><b>R</b> 28.5/28.6 x 14.0/14.1      31.5 x 17.0 Matt only</p> <p><b>T</b> 28.2/28.3 x 11.5/11.6      R1.6 30.2 x 14.0 Matt only</p>	<p><b>M</b> Matt</p> <p><b>G</b> Gloss</p> <p>Applies to both Rocker &amp; Body</p>	<p><b>B</b> Black</p> <p><b>R</b> Red</p> <p><b>W</b> White</p>
<p><b>H</b></p> <p>4.8 x 0.8*</p>					
<p><b>K</b></p> <p>2.8 x 0.8*</p>					
<p><b>T</b></p> <p>Ø2.1</p> <p>Solder</p>					
<p><b>U</b></p> <p>Right angle "T" solder terminal</p>					
<p><b>X</b></p> <p>PCB 0.8Sq* *N/A for 1300 series</p>					



### Dimensions



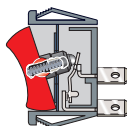
**Panel thickness**  
 A, Q 0.75 to 3.3mm  
 L, B, T 0.75 to 2.5mm  
 R 0.75 to 3.0mm

\* For cut-out details on momentary switches call sales

### Splash Resistance

#### 1500 W and B splash resistant options

Feather edge seals and a close fitting collar protect current carrying parts from moisture. B option has Hytrel collar/seals for enhanced protection.



#### 1300 High inrush, positive break switching

The 1300 series mechanism ensures contact welds formed at switch-on are positively separated by the plunger tube acting directly on the step in the moving contact.

UL CSA 20A 250Vac 1hp, 125Vac 1/2hp  
 UL 85°C, file E45221, CSA file LR10990

#### In house test:

20A 24Vdc — Indicative rating only

The 1500 & 1300 switch range are capable of reaching in excess of 300K cycles

BioCote antimicrobial additive. Independently verified to ISO22196:2007.

3mm contact gap except if marked  $\mu$ .

Rocker Colour	Lamp Voltage	Insert Colour	Legend	Legend Colour	Options
Un-Lit	Blank	Blank	Blank	Blank	Finish Matt is standard.
<b>B</b> Black	<b>2</b> 125V Neon	<b>R</b> Red	<b>602A</b>	<b>B</b> Black	Colour Call sales for custom colours. A full range is available for large orders.
<b>R</b> Red	<b>3</b> 250V Neon	<b>W</b> White		<b>W</b> White	Legend printing Select from the examples or call sales for custom legends.
<b>W</b> White	<b>7</b> 12V Filament				Lamp voltage Call sales for details.
Lit	<b>8</b> 24Vdc Filament				Blanking plates A0434 - - Dummy units to fill unused panel holes.
<b>A</b> Amber					Protective cover Snaps on to A, L, Q or T bodies (add G after body code in cat no.), this reduces panel thickness by 1mm.
<b>C</b> Clear					 Panel sealing washer W46 is available for the same body sizes, this reduces panel thickness by a further 0.8mm. Covers are not suitable for momentary types.
<b>G</b> Green					For all options call sales.
<b>R</b> Red					

### Examples



C1500AR ---  
T1500AR ---



C1500AL ---  
T1500AL ---



C1500XL ---  
T1500XL ---



C1510AL ---  
T1510AL ---



C1520AL ---  
T1520AL ---



C0430AL ---  
T0430AL ---

# 5500 Lit Rocker Series

10A 250Vac



## Key Features

- Standard rocker switch
- Single Contact
- Illuminated
- Splash resistant option
- Choice of switching circuits
- Panel cut out 'A' style:
- Choice of bezel styles
- Choice of panel cut outs
- Matching indicator

## Approvals and specifications

16(4)A 250Vac T85  
10(3)A 250Vac T100, (12A 250Vac T125 for P rocker only)

UL CSA 15A 250Vac, CSA 16A Non Ind 250Vac  
UL CSA 250Vac 1hp, 125Vac 1/2hp  
UL 85°C, file E45221, CSA file LR10990

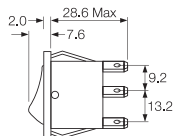
μ contact gap.

For Twin units repeat the order details for both the left and right sides.

Terminal	Function	Rocker	Body	Body Colour	Rocker Colour
<b>C</b>  6.3 x 0.8	Approvals & ratings vary with function ON OFF Switches - ON when pressed over terminal 3 	<b>A</b> Softline (Matt only) 	<b>A</b> Panel Cut - outs  <b>Bezel</b> 	<b>B</b> Black	Un-Lit <b>B</b> Black
<b>H</b>  4.8 x 0.8	<b>5500 μ</b>  ON - OFF Single Contact	<b>P</b> Lit window (Matt only) 	<b>B</b>  <b>Bezel</b> 	<b>W</b> White	<b>R</b> Red  <b>W</b> White
<b>T</b>  Solder	<b>5503 μ</b>  ON - OFF Lit Switched neutral		<b>L</b>  <b>Bezel</b> 		Lit
	<b>5508 μ</b>  ON - OFF Lit Unswitched neutral		<b>Q</b>  <b>Bezel</b> 		<b>A</b> Amber  <b>C</b> Clear
			<b>R</b>  <b>Bezel</b> 		<b>G</b> Green
			<b>T</b>  <b>Bezel</b> 		<b>R</b> Red

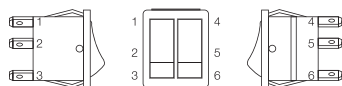
## Dimensions

**Panel thickness**  
**A,Q** 0.75 to 3.3mm  
**L,B,T** 0.75 to 2.5mm  
**R** 0.75 to 3.0mm




### Twin units

Two single switches or a switch and an indicator light can be assembled side by side in one double Contact body.  
 For 5500 range panel cut-out details (L, B and T) call sales.



Terminal spacing -  
 Contacts 10.8 between centres (twin units)

For twin units the first set of order format details refer to the left hand unit, when looking at the front of the assembly.  
 (This has terminal numbers 1, 2 & 3)

Lamp Voltage	Legend	Legend Colour	Options
Blank	Blank	Blank	<p><b>Finish</b> Matt is standard.</p> <p><b>Colour</b> Call factory for custom colours. A full range is available for large orders.</p> <p><b>Legend printing</b> Select from the examples or call factory for custom legends.</p> <p><b>Lamp voltage</b> Call factory for details.</p> <p><b>Blanking plate A0434 - - (SP) A0494 - - (DP)</b> Dummy units to fill unused panel holes.</p> <p><b>Protective cover</b> Snaps on to A, L, Q or T bodies (add G after body in cat no.), this reduces panel thickness by 1.00mm.</p>  <p>Panel sealing washers W46 (Single Contact) and W42 (Double Contact) are available for these body types, this reduces panel thickness by 2mm.</p> <p>For all options call the factory.</p>
<b>2</b> 125V Neon	<b>602A</b>	<b>B</b> Black	
<b>3</b> 250V Neon		<b>W</b> White	
<b>5</b> 12Vdc LED (P Rocker) IF = 20-30mA			
<b>6</b> 24Vdc LED (P Rocker) IF = 20-30mA			
<b>7</b> 12V Filament			
<b>8</b> 24Vdc Filament			

## Examples



C5503AL - - -



C5500AL - - -



C5503PL - - -



C5503A/C5430AL



C5503A/C5503AL



C5503P/C5503PL

# 1500 Twin Units Switches and Indicators

16A 250Vac



## Key Features

- Twin unit rocker switch
- Choice of switching circuits including 3 position
- Push-on, solder and PCB terminals
- Choice of bezel styles
- Choice of panel cut outs
- Matching indicator
- Single Contact switches
- Splash resistant option
- Panel cut out 'A' style: 27.2 x 22.3mm

## Approvals and Specifications

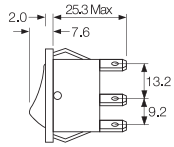
- 16(4)A 250Vac T125
- UL CSA 16A 250Vac
- UL CSA (2 posn) 250Vac 1hp, 125Vac
- 1/2hp, (3 posn) 250 Vac
- 1/2hp, 125Vac 1/4hp
- UL 85°C, file E45221, CSA file LR10990

For versions with High Inrush or for 50,000 operations,  
3mm contact gap except where marked  $\mu$ .

Terminal	Function	Rocker	Body	Finish	Body Colour	Rocker Colour
<p><b>C</b></p> <p>6.3 x 0.8</p>	<p>Approvals &amp; ratings vary with function ON OFF Switches - ON when pressed over terminal 1 or 4</p>	<p><b>A</b></p> <p>Softline (Matt only)</p>	<p>Panel Cut - outs      Bezel</p> <p><b>A</b></p> <p>27.2/27.3 22.3/22.4</p> <p>Gloss or Matt</p> <p><b>B</b></p> <p>30.0/30.1 22.1/22.2</p> <p>Matt only</p> <p><b>L</b></p> <p>30.0/30.1 22.1/22.2</p> <p>Matt only</p> <p><b>Q</b></p> <p>28.2/28.3 22.3/22.4</p> <p>Gloss or matt</p> <p><b>R</b></p> <p>28.4/28.5 23.0/25.4</p> <p>Matt only</p> <p><b>T</b></p> <p>28.2/28.3 22.3/22.4</p> <p>Matt only</p>	<p><b>M</b></p> <p>Matt</p> <p><b>G</b></p> <p>Gloss</p> <p>Applies to both Rocker &amp; Body</p>	<p><b>B</b></p> <p>Black</p> <p><b>W</b></p> <p>White</p>	<p>Un-Lit</p> <p><b>B</b></p> <p>Black</p> <p><b>R</b></p> <p>Red</p> <p><b>W</b></p> <p>White</p> <p>Lit</p> <p><b>A</b></p> <p>Amber</p> <p><b>C</b></p> <p>Clear</p> <p><b>G</b></p> <p>Green</p> <p><b>R</b></p> <p>Red</p>
<p><b>H</b></p> <p>4.8 x 0.8</p>	<p><b>1500</b></p> <p>ON - OFF</p> <p><b>1510 <math>\mu</math></b></p>	<p><b>B</b></p> <p>Softline (Matt only)</p> <p><b>W</b></p> <p>Softline (Matt only)</p> <p><b>X</b></p> <p>Softline (Matt only)</p>	<p><b>B</b></p> <p>30.0/30.1 22.1/22.2</p> <p>Matt only</p> <p><b>L</b></p> <p>30.0/30.1 22.1/22.2</p> <p>Matt only</p> <p><b>Q</b></p> <p>28.2/28.3 22.3/22.4</p> <p>Gloss or matt</p> <p><b>R</b></p> <p>28.4/28.5 23.0/25.4</p> <p>Matt only</p> <p><b>T</b></p> <p>28.2/28.3 22.3/22.4</p> <p>Matt only</p>	<p><b>M</b></p> <p>Matt</p> <p><b>G</b></p> <p>Gloss</p> <p>Applies to both Rocker &amp; Body</p>	<p><b>B</b></p> <p>Black</p> <p><b>W</b></p> <p>White</p>	<p>Un-Lit</p> <p><b>B</b></p> <p>Black</p> <p><b>R</b></p> <p>Red</p> <p><b>W</b></p> <p>White</p> <p>Lit</p> <p><b>A</b></p> <p>Amber</p> <p><b>C</b></p> <p>Clear</p> <p><b>G</b></p> <p>Green</p> <p><b>R</b></p> <p>Red</p>
<p><b>T</b></p> <p>02.1 Solder</p> <p>7.0</p>	<p><b>1520 <math>\mu</math></b></p> <p>ON - ON</p> <p><b>0430</b></p> <p>Indicator</p>	<p><b>A</b></p> <p>Softline (Matt only)</p> <p><b>A</b></p> <p>Softline (Matt only)</p>	<p><b>B</b></p> <p>30.0/30.1 22.1/22.2</p> <p>Matt only</p> <p><b>L</b></p> <p>30.0/30.1 22.1/22.2</p> <p>Matt only</p> <p><b>Q</b></p> <p>28.2/28.3 22.3/22.4</p> <p>Gloss or matt</p> <p><b>R</b></p> <p>28.4/28.5 23.0/25.4</p> <p>Matt only</p> <p><b>T</b></p> <p>28.2/28.3 22.3/22.4</p> <p>Matt only</p>	<p><b>M</b></p> <p>Matt</p> <p><b>G</b></p> <p>Gloss</p> <p>Applies to both Rocker &amp; Body</p>	<p><b>B</b></p> <p>Black</p> <p><b>W</b></p> <p>White</p>	<p>Un-Lit</p> <p><b>B</b></p> <p>Black</p> <p><b>R</b></p> <p>Red</p> <p><b>W</b></p> <p>White</p> <p>Lit</p> <p><b>A</b></p> <p>Amber</p> <p><b>C</b></p> <p>Clear</p> <p><b>G</b></p> <p>Green</p> <p><b>R</b></p> <p>Red</p>
<p><b>K</b></p> <p>2.0 9.1</p>	<p><b>0430</b></p> <p>Indicator</p>	<p><b>A</b></p> <p>Softline (Matt only)</p>	<p><b>B</b></p> <p>30.0/30.1 22.1/22.2</p> <p>Matt only</p> <p><b>L</b></p> <p>30.0/30.1 22.1/22.2</p> <p>Matt only</p> <p><b>Q</b></p> <p>28.2/28.3 22.3/22.4</p> <p>Gloss or matt</p> <p><b>R</b></p> <p>28.4/28.5 23.0/25.4</p> <p>Matt only</p> <p><b>T</b></p> <p>28.2/28.3 22.3/22.4</p> <p>Matt only</p>	<p><b>M</b></p> <p>Matt</p> <p><b>G</b></p> <p>Gloss</p> <p>Applies to both Rocker &amp; Body</p>	<p><b>B</b></p> <p>Black</p> <p><b>W</b></p> <p>White</p>	<p>Un-Lit</p> <p><b>B</b></p> <p>Black</p> <p><b>R</b></p> <p>Red</p> <p><b>W</b></p> <p>White</p> <p>Lit</p> <p><b>A</b></p> <p>Amber</p> <p><b>C</b></p> <p>Clear</p> <p><b>G</b></p> <p>Green</p> <p><b>R</b></p> <p>Red</p>
<p><b>X</b></p> <p>4.0 9.1</p>		<p><b>A</b></p> <p>Softline (Matt only)</p>	<p><b>B</b></p> <p>30.0/30.1 22.1/22.2</p> <p>Matt only</p> <p><b>L</b></p> <p>30.0/30.1 22.1/22.2</p> <p>Matt only</p> <p><b>Q</b></p> <p>28.2/28.3 22.3/22.4</p> <p>Gloss or matt</p> <p><b>R</b></p> <p>28.4/28.5 23.0/25.4</p> <p>Matt only</p> <p><b>T</b></p> <p>28.2/28.3 22.3/22.4</p> <p>Matt only</p>	<p><b>M</b></p> <p>Matt</p> <p><b>G</b></p> <p>Gloss</p> <p>Applies to both Rocker &amp; Body</p>	<p><b>B</b></p> <p>Black</p> <p><b>W</b></p> <p>White</p>	<p>Un-Lit</p> <p><b>B</b></p> <p>Black</p> <p><b>R</b></p> <p>Red</p> <p><b>W</b></p> <p>White</p> <p>Lit</p> <p><b>A</b></p> <p>Amber</p> <p><b>C</b></p> <p>Clear</p> <p><b>G</b></p> <p>Green</p> <p><b>R</b></p> <p>Red</p>

## Dimensions

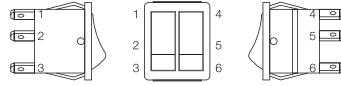
**Panel thickness**  
**A,Q** 0.75 to 3.3mm  
**L,B,T** 0.75 to 2.5mm  
**R** 0.75 to 3.0mm



Call sales for terminal spacing details

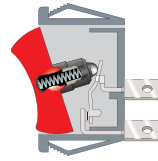
## Twin units

Two single switches or a switch and an indicator light can be assembled side by side in one double Contact body.



For twin units the first set of order format details refer to the left hand unit, when looking at the front of the assembly.  
 (This has terminal numbers 1, 2 & 3)

## Splash Resistant



Feather edge seals and a close fitting collar protect current carrying parts from moisture.

B option has Hytrel collar/seals for enhanced protection.

Insert Colour	Lamp Voltage	Legend	Legend Colour	Options
Blank	Blank	Blank	Blank	<p><b>Finish</b> Matt is standard.</p> <p><b>Colour</b> Call factory for custom colours. A full range is available for large orders.</p> <p><b>Legend printing</b> Select from the examples or call factory for custom legends.</p> <p><b>Lamp voltage</b> Call factory for details.</p>
<b>R</b> Red	<b>2</b> 125V Neon	<b>602A</b>	<b>B</b> Black	
<b>W</b> White	<b>3</b> 250V Neon		<b>W</b> White	
	<b>5</b> 12Vdc LED (P Rocker)			
	<b>6</b> 24Vdc LED (P Rocker)			
	<b>7</b> 12V Filament			
	<b>8</b> 24Vdc Filament			

## Examples



☐ C1500A/C1500AL



☐ C1500A/C0430AL



☐ C1500X/C1500XL



☐ C1520A/C1510AL



☐ C1500A/C1520AL



☐ C0430A/C0430AL

# 1550 Standard and 1350 High Inrush

150A to EN61058-1 and 16A 250Vac



## Key Features

- Standard rocker switch
- 1350/53 high inrush
- Choice of switching circuits including 3 position
- Push-on, solder and PCB terminals
- Choice of bezel styles
- Choice of panel cut outs
- Matching indicator
- Double Contact
- Splash resistant option
- Panel cut out 'A' style: 27.2 x 22.3mm

## Approvals and specifications

1550 Series 16(4)A 250Vac T125

UL CSA 16A 250Vac, (2 posn) 250Vac 1hp, 125Vac 1/2hp, 1350 72 Vdc 7A (3 posn) 250 Vac 1/2hp, 125Vac 1/4hp. UL 85°C, file E45221, CSA file LR10990.

### In house test:

10A 24Vdc— Indicative rating only. NB Types fitted with Neon will not illuminate for low DC voltage applications.

1350 series 16(4)A 250Vac T85 1E4 (10,000 Ops.)  
1330 series 16(6)A 250Vac T125 5E4 (50,000 Ops.)  
150A Inrush to EN61058-1.

Terminal	Function	Rocker	Body
<p><b>C</b></p> <p>6.3 x 0.8</p>	<p><b>Standard 1550</b></p> <p>ON - OFF</p> <p><b>1551</b> HP rating N/A</p> <p>ON - OFF (momentary ON)</p>	<p><b>A</b> Softline Matt</p> <p><b>B</b> Splash resistant Softline</p>	<p>Panel cut-out Bezel Cut-outs must be punched in the direction of insertion</p> <p><b>A</b></p> <p>27.2 27.3 30.2 22.3/22.4 25.0 Gloss or Matt</p>
<p><b>H</b></p> <p>4.8 x 0.8*</p>	<p><b>1552</b> HP rating N/A</p> <p>ON - OFF (momentary OFF)</p> <p><b>1553</b> Not W, X or B rocker</p> <p>ON - OFF Lit</p>	<p><b>V</b> Curved Matt or Gloss</p> <p>Gloss only Lit (not momentary)</p>	<p><b>B</b></p> <p>30.0 30.1 33.4 22.1/22.2 25.0 Matt only</p>
<p><b>K</b></p> <p>2.8 x 0.8*</p>	<p><b>1560 μ</b></p> <p>ON - ON</p> <p><b>1561 μ</b> HP rating N/A</p> <p>ON - ON (Momentary 1 Side)</p>	<p><b>W</b> Splash resistant Curved</p>	<p><b>L</b></p> <p>30.0 30.1 32.0 22.1/22.2 25.0 Matt only</p>
<p><b>T</b></p> <p>Ø2.1</p> <p>Solder</p>	<p><b>1562 μ</b> In house tests only</p> <p>2 Circuit ON - ON</p>	<p><b>P</b> Lit window Matt</p> <p>Lit (not momentary)</p>	<p><b>Q</b></p> <p>28.2 28.3 30.2 22.3/22.4 25.0 Gloss or matt</p>
<p><b>U</b></p> <p>Ø2.1</p> <p>Right angle "T" solder terminal</p>	<p><b>1570 μ</b> 125V &amp; 250V 1/2 HP H terminal rated T100 only H terminal rated T100 only</p> <p>ON - OFF - ON</p>	<p><b>R</b> Round</p>	<p><b>R</b></p> <p>28.4 28.5 33.2 23.0/25.4 28.9 Matt only</p>
<p><b>X</b></p> <p>Ø2.1</p> <p>PCB 0.8Sq*</p>	<p><b>1571 μ</b> HP rating N/A H terminal rated T100 only</p> <p>ON - OFF - ON (momentary 1 side)</p> <p><b>1572 μ</b> HP rating N/A H terminal rated T100 only</p> <p>ON - OFF - ON (momentary 2 sides)</p>	<p><b>F</b> Flat Lens Gloss (0480)</p> <p><b>A</b> Softline lens Matt (0480 only) as F but with raised profile</p>	<p><b>T</b></p> <p>28.2 28.3 30.2 22.3/22.4 25.0 Matt only</p>

## Approvals and specifications (continued)

**UL CSA 20A 250Vac 1hp, 125Vac 1/2hp.**  
**UL 72Vdc 7A, 36Vdc 14A.**  
**UL 85°C, file E45221, CSA file LR10990.**

### In house test:

20A 24Vdc—Indicative rating only

3mm contact gap except if marked  $\mu$ .

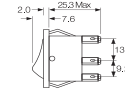
## Splash Resistance



### 1300 High inrush, positive break switching

The 1300 series mechanism ensures contact welds formed at switch-on are positively separated by the plunger tube acting directly on the step in the moving contact.

## Dimensions



**Panel thickness**  
 A,Q 0.75 to 3.3mm  
 L,B,T 0.75 to 2.5mm  
 R 0.75 to 3.0mm

\* For cut-out details on momentary switches call sales

Finish	Body Colour	Rocker Colour	Insert Colour	Lamp Voltage	Legend	Legend Colour	Options
<b>M</b> Matt  <b>G</b> Gloss  <small>Applies to both Rocker &amp; Body</small>	<b>B</b> Black  <b>W</b> White	Un-Lit <b>B</b> Black  <b>R</b> Red  <b>W</b> White  Lit <b>A</b> Amber  <b>G</b> Green  <b>C</b> Clear  <b>R</b> Red	Blank  <b>R</b> Red  <b>W</b> White	Blank  <b>2</b> 125V Neon  <b>3</b> 250V Neon  <b>5</b> 12Vdc LED (P Rocker)  <b>6</b> 24Vdc LED (P Rocker)  <b>7</b> 12V Filament  <b>8</b> 24Vdc Filament	Blank  <b>602A</b>	Blank  <b>B</b> Black  <b>W</b> White	<b>Finish</b> Matt is standard.  <b>Colour</b> Call sales for custom colours. A full range is available for large orders.  <b>Legend printing</b> Select from the examples or call sales for custom legends.  <b>Lamp voltage</b> Call sales for details.  <b>Blanking plates A0494</b> Dummy units to fill unused panel holes.  <b>Protective cover</b> Snaps on to A, L, Q or T bodies (add G after body in cat no). This reduces panel thickness by 1mm.
		<p>Panel sealing washer W42 is available for the above body sizes. This reduces panel thickness by a further 1.00mm. Covers are not suitable for momentary types.</p> <p>For all options call sales.</p>					

## Examples



☐ C1350AL ---



☐ C1550XL ---



☐ C1553PL ---



☐ C1553RA ---  
 Shown with M614  
 bezel cover



Optional snap-in  
 M441 barrier



C1553AA with M616  
 guard Cut-out  
 22.0/22.1 x 29.4/29.5  
 Guard accepts "A"  
 body only



☐ C0480RA ---  
 Shown with  
 M614 bezel  
 cover



☐ C0480AL ---

# 1550 Standard & 1350 High Inrush Switches

150A to EN61058-1 and 16A 250Vac/250Vdc



## Key Features

- Standard rocker switch
- 1350/53 high inrush
- Choice of switching circuits including 3 position
- Push-on, solder and PCB terminals
- Choice of bezel styles
- Choice of panel cut outs
- Matching indicator
- Double Contact
- Option with guard & cover
- DC LED Illumination Available for "P" Rocker
- Bezel size 'G' style 32.0 x 25.0

## Approvals and specifications

- UL 1550 Series 16(4)A 250Vac T125
- UL CSA 16A 250Vac, (2 posn) 250Vac 1hp, 125Vac 1/2hp, (3 posn) 250 Vac 1/2hp, 125Vac 1/4hp. UL 85°C, file E45221, CSA file LR10990.
- In house test:**  
10A 24Vdc— Indicative rating only
- 1350 Series
- UL CSA 20A 250Vac 1hp, 125Vac 1/2hp. UL 72Vdc 7A, 36Vdc 14A, UL 85°C, file E45221, CSA file LR10990.

Terminal	Function	Rocker	Body	Finish	Body Colour	Rocker Colour	
<b>C</b> 	<b>Standard 1550</b> <b>1551</b> HP rating N/A	 ON - OFF	<b>A</b> Softline Matt 	Panel cut-out Cut-outs must be punched in the direction of insertion <b>B</b> 	<b>M</b> Matt	<b>B</b> Black	Un-Lit <b>B</b> Black
<b>H</b> 	<b>1552</b> HP rating N/A	 ON - OFF (momentary OFF)		<b>L</b> 	<b>G</b> Gloss	<b>W</b> White	<b>R</b> Red
<b>K</b> 	<b>1553</b> Not W, X or B rocker	 ON - OFF Lit	<b>V</b> Curved Matt or Gloss  Gloss only Lit (not momentary)		Applies to both Rocker & Body	<b>W</b> White	<b>W</b> White
<b>T</b> 	<b>1560 μ</b>	 ON - ON				<b>Lit</b>	<b>A</b> Amber
<b>U</b> 	<b>1561 μ</b> HP rating N/A	 ON - ON (Momentary 1 Side)				<b>A</b> Amber	<b>G</b> Green
<b>X</b> 	<b>1562 μ</b> In house tests only	 ON - ON 2 Circuit				<b>C</b> Clear	<b>R</b> Red
<b>Right angle T Solder (Not DP)</b>	<b>1570 μ</b> 125V & 250V 1/2 HP H terminal rated T100 only H terminal rated T100 only	 ON - OFF - ON	<b>P</b> Lit window Matt  Lit (not momentary)				
<b>PCB 0.8Sq* *Contact sales for details on 1350 series</b>	<b>1571 μ</b> HP rating N/A H terminal rated T100 only	 ON - OFF - ON (momentary 1 side)					
	<b>1572 μ</b> HP rating N/A H terminal rated T100 only	 ON - OFF - ON (momentary 2 sides)					
	<b>High Inrush 1350</b> Not W, X or B rocker	 ON - OFF					
	<b>1353</b> Not W, X or B rocker	 ON - OFF Lit					



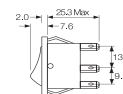
### Splash Resistance

**In house test:**  
20A 24Vdc— Indicative rating only  
  
3mm contact gap except if marked  $\mu$ .



**1350 High inrush, positive break switching**  
The 1350 series mechanism ensures contact welds formed at switch-on are positively separated by the plunger tube acting directly on the step in the moving contact.

### Dimensions



**Panel thickness**  
G, H 0.75 to 2.5mm

Terminal spacing - Contacts 10.2 between centres

\* For cut-out details on momentary switches call sales

Insert Colour	Lamp Voltage	Legend	Legend Colour	Options
Blank	Blank	Blank	Blank	<p><b>Finish</b> Matt is standard.</p> <p><b>Colour</b> Call sales for custom colours. A full range is available for large orders.</p> <p><b>Legend printing</b> Select from the examples or call sales for custom legends.</p> <p><b>Lamp voltage</b> Call sales for details.</p>
<b>R</b> Red	<b>2</b> 125V Neon	<b>602A</b>	<b>B</b> Black	
<b>W</b> White	<b>3</b> 250V Neon		<b>W</b> White	
	<b>5</b> 12Vdc LED (P Rocker)			
	<b>6</b> 24Vdc LED (P Rocker)			
	<b>7</b> 12V Filament			
	<b>8</b> 24Vdc Filament			

### Examples



C1553AH - - -



C1550AH - - -

# R13 Round Rocker Switches

10A 250Vac



## Key Features

- Miniature round rocker switch
- Ratings up to 10A, 250Vac
- Single & double Contact
- Illuminated & nonilluminated, neon and LED
- Choice of actuators
- Matching indicator
- Panel cut out: 20.2 dia.

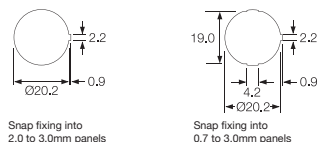
## Approvals and specifications

- ⚡ SP 10(4)A 250Vac T85 1E4
- ⚡ DP 10(4)A 250Vac T85 1E4
- UL CSA SP 16A 125Vac & 10A 250Vac  
UL CSA DP 16A 125Vac, 10A 250Vac, 10A 28Vdc  
UL 85°C, file E67774(S), CSA file LR45128

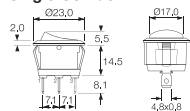
**RoHS compliant**  
Single Contact has  $\mu$  contact gap.

**Special products**  
Are made to order and can be supplied with a range of body and rocker / lens colours, print & lamp voltage.

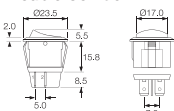
## Dimensions



### Single Contact



### Double Contact



### Protective cover L188



## Examples



**R13 / 112 / A / B / B / 3 / 2 / 602A / W / L188**


Series    Type    Function    Body Colour    Rocker Colour    Insert Colour    Lamp Voltage    Legend    Legend Colour    Legend Colour

## Product details



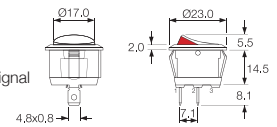
  
 SP ON - OFF  $\mu$   
**Cat no.**  
**R13 112A AAA**



  
 SP ON - OFF  $\mu$   
 Lit 230V  
**Cat no.**  
**R13 112B NAC**




  
 SP ON - OFF  $\mu$   
 Bright colour ON signal  
**Cat no.**  
**R13 112A2 - -**



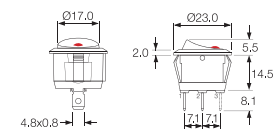
  
 SP ON - OFF  $\mu$   
**Cat no.**  
**R13 112A AAB**




  
 SP ON - ON  $\mu$   
**Cat no.**  
**R13 112C AAA**




  
 SP ON - OFF  $\mu$   
 Lit Window  
**Cat no.**  
**R13 112B2 - -**



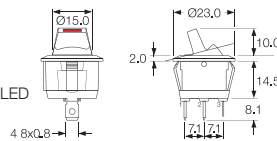
  
 SP ON - OFF  $\mu$   
 Lit 230V  
**Cat no.**  
**R13 112B NAA**



  
 SP ON - OFF - ON  $\mu$   
**Cat no.**  
**R13 112D AAA**



  
 12  
 SP ON - OFF  $\mu$   
 Paddle tip has red LED  
**Cat no.**  
**R13 112LP - -**





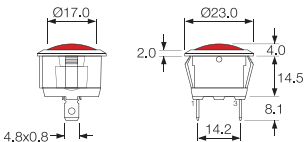
  
 SP ON - OFF  $\mu$   
 Lit 230V  
**Cat no.**  
**R13 112B NAB**



SP ON - OFF  $\mu$   
 (Momentary ON)  
**Cat no.**  
**R13 208F AAA\***



  
 Indicator light  
**Cat no.**  
**R9 92B - - -**



  
 DP ON - OFF  
**Cat no.**  
**R13 244A AAA**



DP ON - OFF  
 Lit 230V  
**Cat no.**  
**R13 244B NAA**