

Powerpole® connectors provide cost-effective reliability, design flexibility and safety for your products' manufacture, installation and maintenance.

The housings are modular and genderless. Powerpole® connectors provide 600 Volts continuous, AC or DC operation. Wire sizes range from #10 to #14 AWG (5.3 to 2.1 mm²). Contacts are available in reeled and loose piece designs to support all production needs from engineering prototype, low volume and high volumes products.

FEATURES

- **Flat wiping contact system**
Minimal contact resistance at high current, wiping action cleans contact surface during connection/disconnection
- **Colored modular housings**
Provides visual identification of proper mating connector
- **Molded-in dovetails**
Secures individual connectors into "keyed" assemblies which prevents misconnection with similar configurations



PRODUCT SPECIFICATIONS

Connector Model	PP45	Connector Model	PP45
UL Current Rating (Amperes)*	45*	Life	
UL Voltage Ratings (Volts)**	600*	a. No load (Contact/Disconnect Cycles)	To 10,000
Contact Barrel Wire Size (AWG)	#10 to #14	b. Under Load (Hot Plug 250 cycles @ 120V)	30A
(mm ²)	5.3 to 2.1	Avg. Connection/Disconnect (lbf)	3 - low detent 5 - high detent
Maximum Wire Insulation Diameter (inches)	0.175	Operating Temperature Range °C***	-20° to 105°
(mm)	4.45	°F	-4° to 221°
AVG Contact Resistance* (micro-ohms)	525	Flammability Rating of Housing Material	UL94 V-0
Insulation Withstanding Test Voltage (Volts AC/DC)	2200		
Contact Retention Force (lbf)	25		



* UL Rated for 65°C largest wire or cable size

** Both AC & DC Voltage

*** Contact factory for higher temperature rated connectors

ORDERING INFORMATION

Housing & 45 amp Contact

Part Number	Housing Color	Wire	
		AWG	sq. mm
1345	Red	10/14	5.3/2.1
1345G5	Green	10/14	5.3/2.1
1345G6	Black	10/14	5.3/2.1
1345G7	White	10/14	5.3/2.1
1345G8	Blue	10/14	5.3/2.1
1345G16	Yellow	10/14	5.3/2.1
1345G17	Orange	10/14	5.3/2.1
1345G18	Gray	10/14	5.3/2.1
1345G21	Brown	10/14	5.3/2.1
1345G22	Pink	10/14	5.3/2.1
1345G23	Purple	10/14	5.3/2.1

45 amp Contacts*

Part Number	Description	Wire	
		AWG	sq. mm
261G2	Reel - LD	10/14	5.3/2.1
269G3	Reel - HD	10/14	5.3/2.1

contacts continued

Part Number	Description	Wire	
		AWG	sq. mm
261G2-LPBK	Individual - LD	10/14	5.3/2.1
200G1L	Superflex, reel - LD	10/14	5.3/2.1
201G1H	Superflex, reel - HD	10/14	5.3/2.1

Housings Only

Part Number	Description
1327	Red housing
1327G5	Green housing
1327G6	Black housing
1327G7	White housing
1327G8	Blue housing
1327G16	Yellow housing
1327G17	Orange housing
1327G18	Gray housing
1327G21	Brown housing

housings continued

Part Number	Description
1327G22	Pink housing
1327G23	Purple housing

Accessories

Part Number	Description
1441G1	Female splash boot
1442G1	Male splash boot
110G21	Blok lok, 2 pole
110G12	Blok lok, 4 pole
1399G9	Red mounting wing
1399G8	Blue mounting wing
1399G1	Red short spacer with end hole
1399G2	Red long spacer
1399G6	Red short spacer without hole
1462G1	2 & 4 pole mounting clamp set
110G68	PP15/45 retention clip

* LD - low detent or HD - high detent

Note: For additional colors please contact customer service

ORDERING INFORMATION

accessories continued

Part Number	Description
1462G2	3 & 6 pole mounting clamp set
1462G3	4 & 8 pole mounting clamp set
110G16	Retaining pins, 1 high block of connectors
110G17	Retaining pins, 2 high block of connectors

Tooling

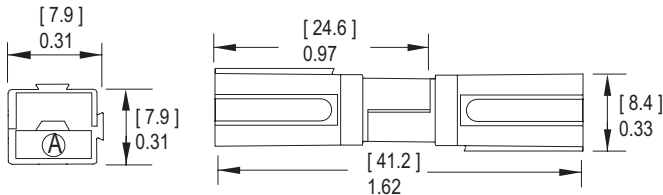
Part Number	Description
111038G2	Contact insertion/extraction tool
1309G3	Hand tool for p/n 261G2-LPBK
1309G5	Hand tool for p/n 200G2L & 201G2H
260G1	Applicator only (110V & 220V)
260G14*	Applicator only (110V & 220V)
260G15*	Applicator only (110V & 220V)
260G18**	Applicator only (110V & 220V)
280G1	Applicator and press (110V, 60Hz)
250G1	Press only (110V, 60Hz)
280G4	Applicator and press (220V, 50Hz)
250G2	Press only (220V, 50Hz)

* Denotes mini-style applicator for use with existing "K" or "T" press

** Denotes mini-style applicator for use with existing "K" or "T" and "G" press

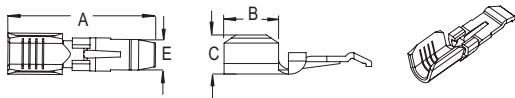
DIMENSIONS

Housing



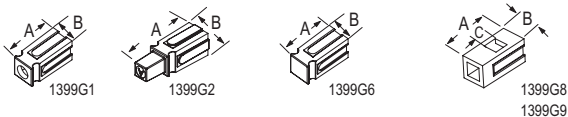
Contacts

Part Number	-A-		-B-		-C-		-E-	
	mm	in.	mm	in.	mm	in.	mm	in.
200G1L	17.3	0.68	6.4	0.25	6.1	0.24	3.6	0.14
201G1H	17.2	0.68	6.4	0.25	6.1	0.24	3.6	0.14
261G2	17.3	0.68	6.4	0.25	5.1	0.20	3.6	0.14
261G2-LPBK	17.3	0.68	6.4	0.25	5.1	0.20	3.6	0.14
269G3	17.2	0.68	6.4	0.25	5.3	0.20	3.6	0.14



Spacers & Mounting Wings

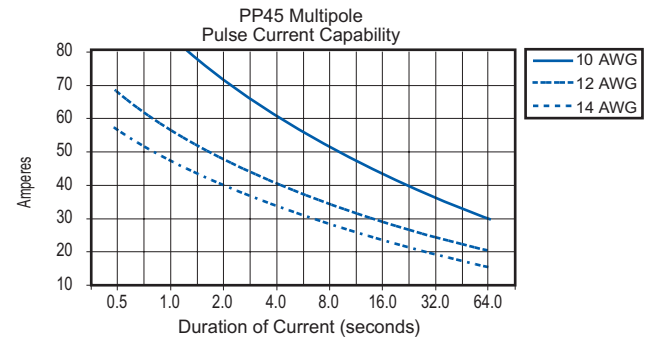
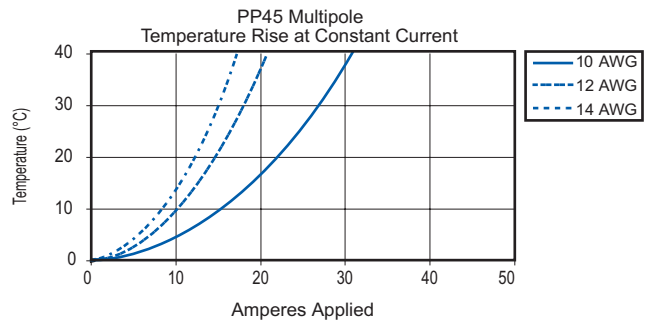
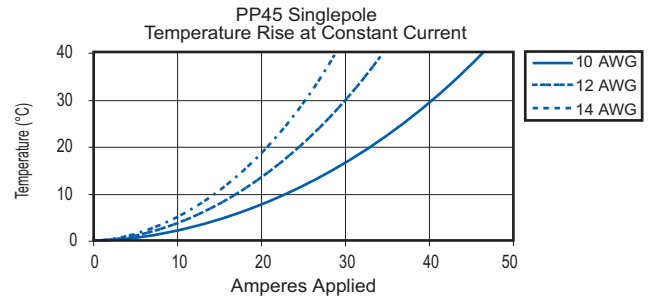
Part Number	-A-		-B-		-C-	
	mm	in.	mm	in.	mm	in.
1399G1	16.6	.655	7.9	.312	N/A	
1399G2	24.6	.968	7.9	.312	N/A	
1399G6	16.6	.655	7.9	.312	N/A	
1399G8	16.6	.655	7.9	.312	4.6	.180
1399G9	16.6	.655	7.9	.312	4.6	.180



All Data Subject To Change Without Notice

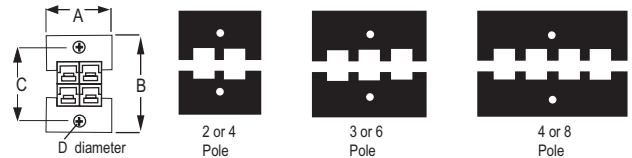
DS-PP45 REV05

TEMPERATURE RISE CHARTS



Mounting Clamps

Part Number	-A-	-B-	-C-	-D-	Number of Poles
	mm	in.	mm	in.	
1462G1	23.9	0.94	26.9	1.06	17.3 0.68 4.0 0.16 (2 Pole)
1462G1	23.9	0.94	35.0	1.38	25.4 1.00 4.0 0.16 (4 Pole)
1462G2	31.7	1.25	26.9	1.06	17.3 0.68 4.0 0.16 (3 Pole)
1462G2	31.7	1.25	35.0	1.38	25.4 1.00 4.0 0.16 (6 Pole)
1462G3	39.6	1.56	26.9	1.06	17.3 0.68 4.0 0.16 (4 Pole)
1462G3	39.6	1.56	35.0	1.38	25.4 1.00 4.0 0.16 (8 Pole)



HEADQUARTERS: Anderson Power Products®, 13 Pratts Junction Road, Sterling, MA 01564-2305 USA T:978-422-3600 F:978-422-3700

EUROPE: Anderson Power Products® Ltd., Unit 3, Europa Court, Europa Boulevard, Westbrook, Warrington, Cheshire, WA5 7TN United Kingdom T: +44 (0) 1925 428390 F: +44 (0) 1925 428399

ASIA/PACIFIC: IDEAL Anderson Asia Pacific Ltd., Unit 922-928 Topsail Plaza, 11 On Sum Street, Shatin N.T., Hong Kong T: +(852) 2636 0836 F: +(852) 2635 9036

CHINA: IDEAL Anderson Technologies (Shenzhen) Ltd., Block A8 Tantou Western Industrial Park, Songgang Baoan District, Shenzhen, P.R. China 518105 T: +(86) 755 2768 2118 F: +(86) 755 2768 2218

TAIWAN: IDEAL Anderson Asia Pacific Ltd., Taiwan Branch, 4F.-2, No.116, Dadun 20th St., Situn District, Taichung City 407, Taiwan (R.O.C.) T: +(886) 4 2310 6451 F: +(886) 4 2310 6460