
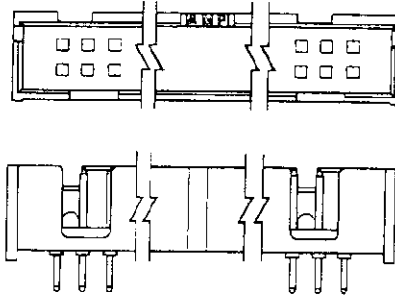


Wire-to-Board Connectors

**Low Profile Headers -
Shrouded with .150 [3.81]
End Dimension,
Double Row, .100 x .100
[2.54 x 2.54] centers
(AMP-LATCH)**



.025 [0.64] Square Straight Post



Material and Finish:

Housing - Black thermoplastic, 94V-0 rated, flame retardant

Contacts - Copper alloy, duplex plated

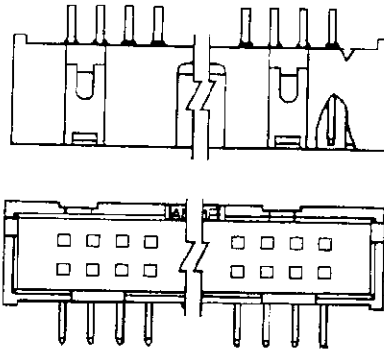

A - .00015 [0.00038] gold on contact area, .000100-.000200 [0.00254-.000508] tin-lead on solder area, with entire post underplated .000050 [0.00127] nickel

B - .00030 [0.00076] gold on contact area, .000100-.000200 [0.00254-.000508] tin-lead on solder area, with entire post underplated .000050 [0.00127] nickel

C - Gold flash on contact area, .000100-.000200 [0.00254-.000508] tin-lead on solder area, with entire post underplated .000050 [0.00127] nickel

Straight Post

.025 [0.64] Square Right-Angle Post



Right-Angle Post

No. of Pos.	Part Numbers					
	Straight Post			Right-Angle Post		
	Duplex A	Duplex B	Duplex C	Duplex A	Duplex B	Duplex C
10	103308-1	103309-1		103310-1	103311-1	
20	103308-5	103309-5		103310-5	103311-5	
34	103308-7	103309-7			103311-7	
40	103308-8	103309-8		103310-8	103311-8	
40	111782-8		111715-8			
40	104582-2					
50	1-103308-0	1-103309-0		1-103310-0	1-103311-0	

¹With kinked leg

Note:
BLUE part numbers indicate 2D geometry and 3D CAD models that are included on CD-ROM.