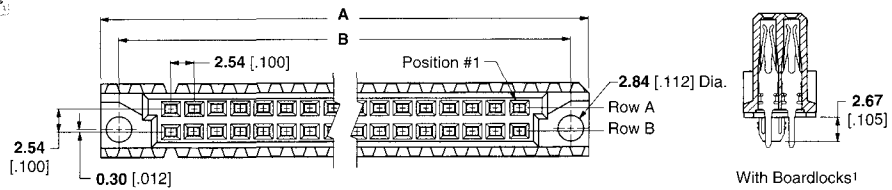
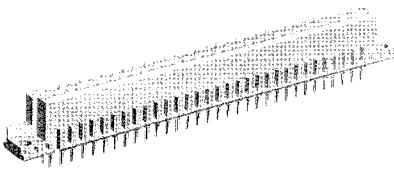
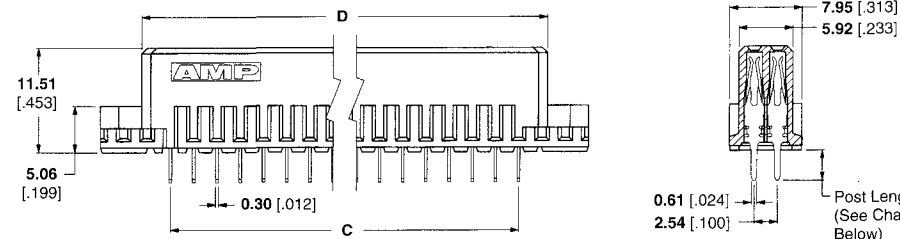


Type B Vertical Receptacle Assemblies With Solder Posts for PC Board Mount



With Boardlocks¹



Post Length (See Charts Below)

Material

Housing — Glass filled polymer

Contacts — Copper alloy

Related Product Data

Common Bus Systems

Application — Page 4

DIN Performance Levels — Page 6

Performance Specifications — Page 7

Mateable Connectors — Pages 14, 50

PC Board Hole Layout — Page 58

Accessories — Pages 68, 69

Technical Documents — Page 74:

DIN Specification 41612

IEC Specification 60603-2

Application Specification 114-9014

Instruction Sheet 408-6784

Standard Size

Number of Positions	Rows Loaded	Dimensions				Post Length	DIN Level	Part Number
		A	B	C	D			
32	A	93.96	90.00	78.74	85.00	4.50	II	1-1393641-6
		3.700	3.543	3.100	3.346	.177		
						2.49	II	650859-5
						.098		
						2.90	II	7-1393640-8
						.114		
				3.30	II	650860-5		
				.130				
64	A,B	93.96	90.00	78.74	85.00	4.50	I	1-1393640-7
		3.700	3.543	3.100	3.346	.177		
						4.50	III	6-1393642-6
						.180		
						4.57	II	650861-5
						.180		
				13.00	II	1393642-3		
				.512				
				20.00	II	3-1393642-2		
				.787				

¹ With Boardlocks

Half Size

Number of Positions	Rows Loaded	Dimensions				Post Length	DIN Level	Part Number
		A	B	C	D			
32	A,B	54.34	49.35	38.10	44.35	2.90	II	7-1393640-4
		2.100	1.943	1.500	1.746	.114		
						3.30	II	536446-5
						.130		
						4.50	I	1-1393640-6
						.177		
				4.57	II	650858-5		
				.180				
				4.50	II	536461-5 ¹		
				.177				

¹ With Boardlocks

Third Size

Number of Positions	Rows Loaded	Dimensions				Post Length	DIN Level	Part Number
		A	B	C	D			
20	A,B	39.76	34.76	22.86	29.12	2.90	II	7-1393640-2
		1.565	1.368	.900	1.146	.114		
					4.50	II	1-1393641-0	
					.177			