

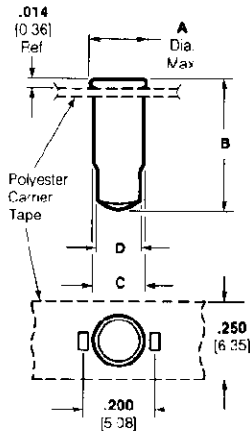
Miniature Spring Sockets (Continued)

Bullet Nose Sockets (Loose Piece and Tape Mounted)

Material

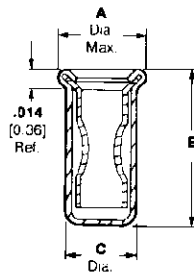
Spring — Beryllium copper

Contact Sleeve — Copper

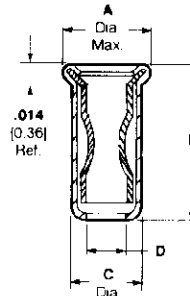


Flat Bottom Sockets

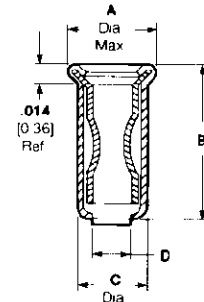
Closed Bottom



Open Bottom*



Knockout Bottom**



*Open Bottom Sockets can be made available.
**See page 137 for knockout plug tool.

Series 5 Sockets — For .042–.065 [1.07–1.65] Round and .032–.048 [0.81–1.22] Square Leads³

Flat Bottom — Recommended Hole Size: $.102^{+.003}_{-.000}$ [2.59^{+0.08}_{-0.00}] for Semiautomatic Insertion or Hand Insertion

Pin Dia. Range	Dimensions				Finish		Part Numbers	
	A	B	C	D ¹	Spring	Sleeve	Closed Bottom	Knockout Bottom
.042–.049 1.07–1.24	.118	.288	.101	.068	Gold ¹	Gold ²	50871-4	50871
	3.00	7.31	2.57	1.73	Gold ¹	Tin	50871-5	50871-1
					Tin	Tin	50871-6	50871-6
.050–.057 1.27–1.45	.118	.288	.101	.068	Gold ¹	Gold ²	1-50871-3	—
	3.00	7.31	2.57	1.73	Gold ¹	Tin	1-50871-4	1-50871-0
					Tin	Tin	1-50871-7	—
.056–.065 1.42–1.65	.118	.288	.101	.068	Gold ¹	Gold ²	2-50871-2	1-50871-8
	3.00	7.31	2.57	1.73	Gold ¹	Tin	2-50871-3	1-50871-9
					Tin	Tin	2-50871-6	2-50871-4

Bullet Nose — Recommended Hole Size: $.102^{+.003}_{-.000}$ [2.59^{+0.08}_{-0.00}] for Sem automatic Insertion or Hand Insertion

Pin Dia. Range	Dimensions				Finish		Part Numbers		
	A	B	C	D	Spring	Sleeve	Loose Piece	Polyester Carrier Tape	
								Without Sealant 10,000/Reel	With Sealant 10,000/Reel
.042–.049 1.07–1.24	.120	.308	.100	—	Gold ¹	Tin	645980-2	1-645979-2	1-645991-2
	3.05	7.82	2.54	—	Tin	Tin	645980-1	—	1-645991-1

¹ .000030 [0.00076] gold plating.

² Gold flash.

³ To calculate diameter required for rectangular or square leads: Pin Diameter = $\sqrt{(\text{Lead Width})^2 + (\text{Lead Thickness})^2}$.003 [0.08].

*Applies to Open Bottom and Knockout Bottom Sockets only.