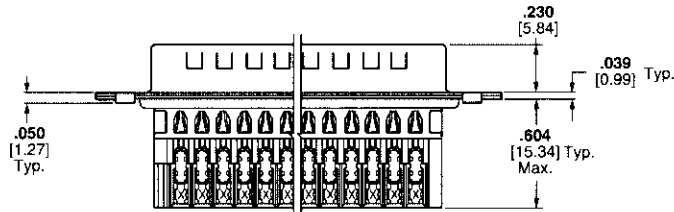
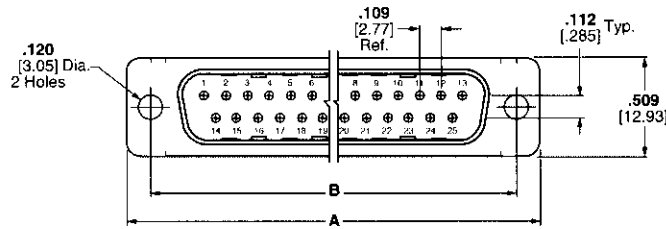



HDE-20 Metal-Shell IDC Connectors

Plug



Material and Finish:

Shell—Steel, tin plated

Insert—94V-0 rated thermoplastic, black

Contacts—Phosphor bronze

Contact Finish—Duplex plated:

A—0.00030 (0.00076) gold on mating end, tin-lead on termination end, with entire contact nickel underplated

B—Gold flash on mating end, tin-lead on termination end, with entire contact nickel underplated

Related Product Data:

Contact Arrangements—page 41

Performance Characteristics—page 42

Interchangeable Crimp Snap-In Contacts—page 126

Application Tooling—pages 126-128

Mateable Connectors:

HDP—pages 95-102

HD-20 Board Mount—pages 55-72, 83-90, 92-94

Mating/Panel Mounting—page 43

Cable Clamps—pages 137, 138, 140-142, 145, 146, 149, 150

Mating Hardware—pages 151-155, 158, 160

Technical Documents:

Product Specification—108-40011

Application Specifications—114-40002
114-40003

Instruction Sheet—408-6645

Note: Instruction Sheets for AMP Tooling are packaged with the tooling. For additional information call the Tooling Assistance Center: **1-800-722-1111**.

Shell Size	No. of Contact Positions	Dimensions A B		Contact Finish (Plating Code)	Connector Part Numbers		
					Contact Identification No. 1 for 30-26 AWG [0.05-0.15mm ²] Wire	Contact Identification No. 2 for 26-22 AWG [0.15-0.4mm ²] Wire	Contact Identification No. 3 for 22-20 AWG [0.4-0.6mm ²] Wire
					Plug	Plug	Plug
1	9	1.213 30.81	.984 24.99	A	745492-1	745492-2	745492-3
				B	—	745492-5	—
2	15	1.541 39.14	1.312 33.33	A	745494-1	745494-2	—
				B	—	745494-5	—
3	25	2.088 53.04	1.852 47.04	A	745496-1	745496-2	745496-3
				B	—	745496-5	745496-6
4	37	2.729 69.32	2.500 63.50	A	745498-1	745498-2	—
				B	—	745498-5	745498-6

- Notes:**
- All connectors are preloaded with insulation displacement contacts. Pins in plug connectors and sockets in receptacle connectors. Contacts accept a max. wire insulation thickness of .015 [0.38] and a max. wire insulation dia. of .060 [1.52].
 - Connectors can be made available with clinch nuts, contact Tyco Electronics.
 - HDE connectors are designed for terminating solid or stranded (7-strand max.) wire.
 - Individual conductor strands should be larger than .005 inch [0.127] diameter.
 - Extraction Tool Part No. 91232-1 (Instruction Sheet 408-6631) is used to remove pin or socket contacts.
 - For terminating more than one wire, or a drain wire, use crimp contacts on page 126.