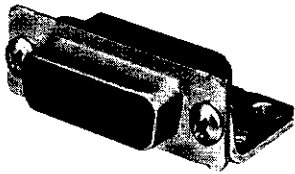


HD-20 Full Metal-Shell Right-Angle Posted Connectors 454 Mount

Receptacle



Post Size—.025 [0.64] Sq.

Material and Finish:

Shell—Steel, tin plated

Insert—94V-0 rated thermoplastic, black

Contacts (Posted):

Pin—Brass

Socket—Phosphor bronze

Contact Plating:

A—.000030 [0.00076] gold on mating end, tin-lead on termination end, with entire contact nickel underplated

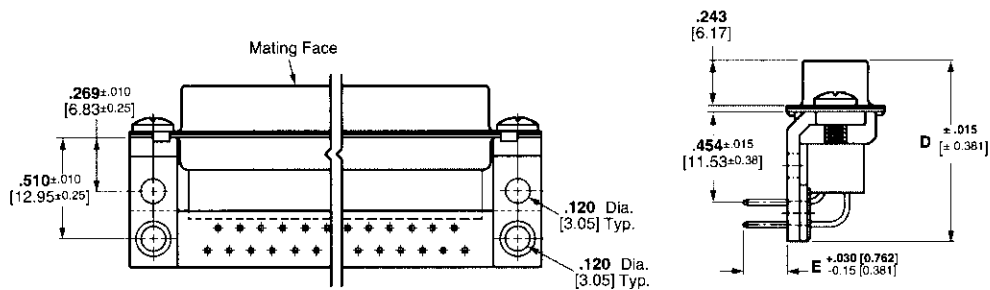
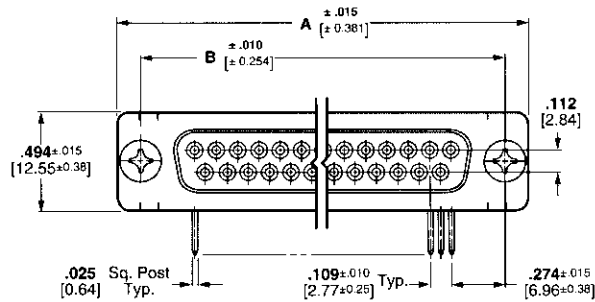
B—Gold flash on mating end, tin-lead on termination end, with entire contact nickel underplated

Technical Documents:

Product Specification—108-40025

Application Specification—114-40013

See customer drawings for printed circuit board layouts.



Shell Size	No. of Contact Positions	Dimensions				Contact Finish (Plating Code)	Part Number
		A	B	D	E		
1	9	1.213	.984	.915	.125	A	745438-4
		30.81	24.99	23.24	3.18	B	745438-3
2	15	1.541	1.312	.915	.125	A	745439-4
		39.14	33.33	23.24	3.18	B	745439-2
3	25	2.088	1.852	.919	.125	A	745440-4
		53.04	47.04	23.34	3.18	B	745440-1
4	37	2.729	2.500	.919	.125	A	745441-4
		69.32	63.50	23.34	3.18	B	—
					.220		
					5.59		

- Notes:** 1. All connectors are preloaded with size 20 DF posted contacts; plugs with pin contacts and receptacles with socket contacts.
 2. .125 [3.18] post length is recommended for pc board thickness of .093 [2.36] max.; .220 [5.59] post length is recommended for pc board thickness of .125 [3.18] max.

.454 [11.53] Board Mount Footprint