


**HD-20 Front Metal-Shell Right-Angle Posted Connectors 318 Mount**

Post Size—.026 [0.66] Dia.

Plug



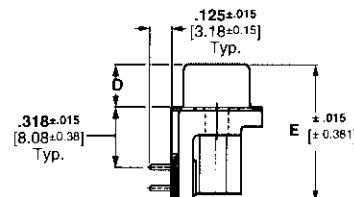
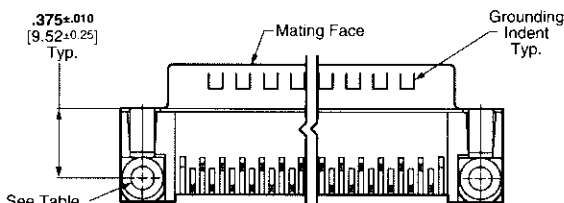
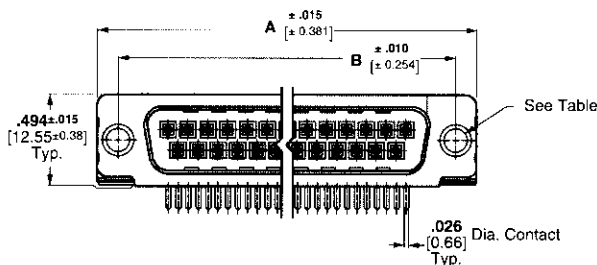
With Grounding Indents and Grounding Straps



With Threaded Insert



With Fixed Female Screwlock



**Material and Finish:**

**Front Shell**—Steel, tin plated

**Housing**—94V-0 rated thermoplastic, black

**Eyelets**—Brass, tin plated

**Threaded Inserts**—Zinc

**Female Screwlock**—Zinc

**Boardlocks**—Copper alloy, tin-lead plated

**Pin Contacts (Posted)**—Brass, duplex plated as follows:

**A**—.000030 [0.00076] gold on mating end, tin-lead on termination end, with entire contact nickel underplated

**B**—Gold flash on mating end, tin-lead on termination end, with entire contact nickel underplated

**Technical Documents:**

**Product Specification**—108-40025

**Application Specification**—114-40010

See customer drawings for printed circuit board layouts.

■ Recognized under the Component Program of Underwriters Laboratories, Inc., File No. E28476



■ Certified by Canadian Standards Association, File No. LR 7189



.318 [8.08] Board Mount Footprint

Shell Size	No. of Contact Positions	Dimensions				Contact Finish (Plating Code)	Plug Part Numbers					
							Without Boardlocks			With Boardlocks		
		A	B	D	E		With Standard Mounting Holes	With Threaded Inserts	With Fixed Female Screwlocks	With Standard Mounting Holes	With Threaded Inserts	With Fixed Female Screwlocks
1	9	1.213 30.81	.984 24.99	.235 5.97	.733 18.62	A	747250-2	747250-4	747250-6	747840-2	747840-4	747840-6
						B	—	747250-3	—	—	747840-3	747840-5
2	15	1.541 39.14	1.312 33.33	.235 5.97	.733 18.62	A	747236-2	747236-4	747236-6	747841-2	747841-4	747841-6
						B	—	747236-3	—	—	747841-3	—
3	25	2.088 53.04	1.852 47.04	.230 5.84	.738 18.75	A	747238-2	747238-4	747238-6	747842-2	747842-4	747842-6
						B	747238-1	747238-3	—	—	747842-3	747842-5
4	37	2.729 69.32	2.500 63.50	.230 5.84	.740 18.80	A	747252-2	747252-4	—	747843-2	747843-4	747843-6
						B	—	—	—	—	747843-3	—

- Notes:**
- All plug connectors are preloaded with size 20 DF posted pin contacts.
  - Recommended pc board thickness is .062 [1.58] for connectors with boardlocks and .093 [2.36] max. for all others.
  - Male screw retainers are used as mating hardware for connectors with 4-40 female screwlocks.