

AMPLIMITE .050 Series Cable Receptacle Connectors, Series III

Shielded Receptacles



Shielded Receptacle with Assembled Termination Covers

Materials:

Housing and Covers—

Thermoplastic, 94V-0 rated, black

Contacts—Phosphor bronze, duplex plated .000030 [0.00076] min. gold on mating end, tin-lead on termination end, all underplated nickel

Shell—Steel, plated bright tin-lead over copper

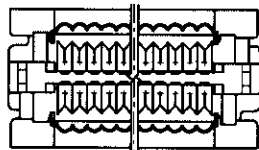
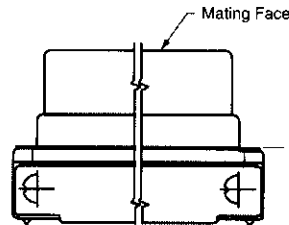
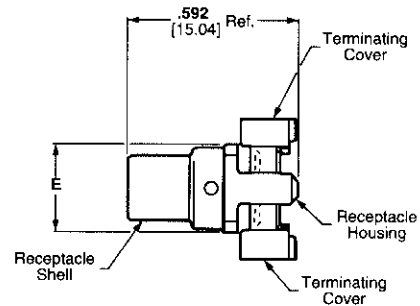
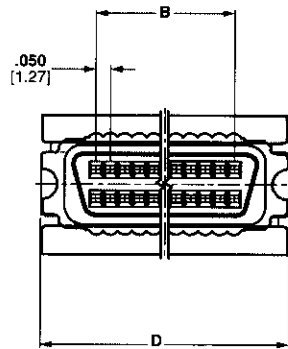
Recommended wire size—

28 AWG [0.08-0.09mm²] or 30 AWG [0.05mm²], solid or 7 strand, with a .029-.036 [0.74-0.89] insulation diameter.

Technical Documents:

Product Specifications—108-1228

Application Specifications—114-40029



AMPLIMITE .050 Series Connectors, Series III

No. of Pos.	Dimensions			Part Numbers	
	B	D	E	Connectors With Standard Termination Covers	
				Assembled Covers	Unassembled Covers
40	.950 24.13	1.329 33.76	.293 7.44	—	—
50	1.200 30.48	1.579 40.11	.293 7.44	749210-5	749699-5
68	1.650 41.91	2.029 51.54	.293 7.44	749210-7	749699-7
100	2.450 62.23	2.829 71.86	.373 9.47	—	749699-8

- Notes:**
1. Receptacle connector requires backshell kit for complete assembly. Refer to pages 16-19 for backshell kit part numbers.
 2. For termination, cover closing and wire lacing tooling, see page 14.
 3. For Termination Tooling other than Wire Lacing see pages 28 & 29.