

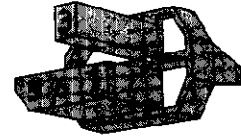


**Z-PACK 2mm HM Connectors (Continued)**

**Coding Keys and Contact Loading Variants**



Key for Male Connectors



Key for Female Connectors

**Coding key sets with combinations of matching colors and complementary numbering**

Used in Type A, D, L and M male and female connectors and shrouds.

Male and female keys are polarized for male and female housing multi-purpose centers; unambiguous keying is by combination of color and code numbered posts.

Keys are inserted from the mating faces of male and female housings, retained by foot clips snap-fitting into housing slots. Removal from the front is possible whenever required.

**Material**

Glassfilled Polyimide 6.6.

Color	RAL <sup>1)</sup> Number	For Male Connector		For Female Connector	
		Code No.	Key Part No.	Code No.	Key Part No.
Nut brown	8011	1236	100525-3	4578	100526-3
† Strawberry red	3018	1248	100525-9	3567	100526-9
Blue lilac	4005	1356	2-100525-0	2478	2-100526-0
• Brilliant blue	5007	1567	3-100525-2	2348	3-100526-2
Reseda green	6011	2578	5-100525-4	1346	5-100526-4
* Cadmium yellow	1021	3456	5-100525-6	1278	5-100526-6
Slate gray	7015	3467	5-100525-9	1258	5-100526-9
Steel blue	5011	3478	6-100525-1	1256	6-100526-1
Pastel orange	2003	3568	6-100525-3	1247	6-100526-3
Ochre yellow	1024	4678	6-100525-9	1235	6-100526-9

<sup>1)</sup> RAL is a Trademark of the Central Organization for product assurance in Germany.

**Note**

The color/code no. combinations, listed above, follow IEC 61076-4-101 recommendations. Other versions are available, see drawings.

- For CompactPC1 5.0V
- For CompactPC1 3.3V
- | For CompactPCI Telephony

**Contact Loading Variants**

For contact loading variants of Z-PACK 2mm HM connectors, refer to the appropriate instruction sheet shown here. These sheets can be obtained from AMP FAX and allow you to select an existing contact loading to suit your requirements. Should a suitable loading not be available, special loading patterns can be specified using the chart on page 241.

**Instruction Sheet Numbers**

	5 Row	5+2 Row	5 row feedthrough	5+2 feedthrough	6 and 8+2 row
Type A Male	411-19410	411-19412	411-19411	411-19413	Consult AMP
Type B Male	411-19414	411-19416	411-19415	411-19417	
Type C Male	411-19418	411-19420	411-19419	411-19421	
Type B 22 Column Male	411-19425				
Type B 19 Column Male	411-19426				
Type M Male	411-19422				
Type M-MSD and Rev Male	411-19423				
5x5 Cross Connect Male	411-19427				
Right Angle Male, all types	411-19428				
Right Angle Female, all types	411-19429				

Backplane Systems

Backplane Connectors