

Shielded CHAMP Right Angle PCB Connector Hardware Kits

(Only fastening hardware supplied; other items shown for reference purposes.)


Material and Finish

Bracket — Zinc plated carbon steel


Pan Head Screw — Passivated stainless steel

Screw Lock — Zinc plated with yellow chromate over steel

Metric Screw Lock — Black oxide coated carbon steel

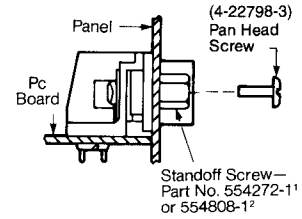


Screw Lock Hardware Kit
Part Number 554272-1
(one kit required per assembly)



Metric Screw Lock Hardware Kit
for 24-Pos. IEEE-488 Application Only
Part Number 554808-1
(one kit required per assembly)

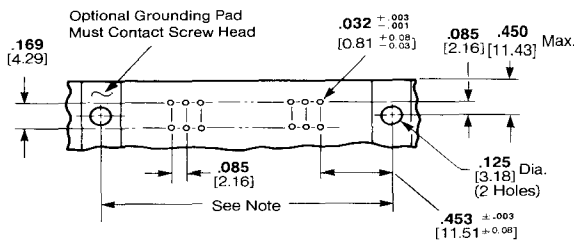
Preassembled Shield Hardware Mounted View



- 1 Contains two 4-40 X .65 [16.51] long standoff screws, plus two 4-40 X .312 [7.92] long pan head screws.
- 2 Contains two metric standoff screws with M 3.5 X 0.6-6H (internal threads) and 6-32 UNC-2A (external threads), for IEEE-488 applications.

CHAMP .085 Centerline
Miniature Ribbon Connector Systems

Recommended PC Board Mounting Dimensions



Note: 1.842 ± .006 [46.79 ± 0.15] 24-Position, 2.352 ± .006 [59.74 ± 0.15] 36-Position, and 2.946 ± .006 [74.83 ± 0.15] 50-Position.