




Only fastening hardware supplied, other items shown for reference purposes




**Screw Lock Hardware Kit**  
Part Number 552631-1  
Rear Panel Mount Only  
(One kit required per assembly)  
For PC board-to-panel applications  
(Panel thickness .062 [1.57] max.)




**Bent Bail Lock Hardware Kit**  
Part Number 552561-4  
(For use with 90° Strain Relief Cover)  
(One kit required per assembly)  
For PC board-to-cable applications



**Bail Lock Hardware Kit**  
Part Number 552561-3  
(For use with 180° Strain Relief Cover)  
(One kit required per assembly)  
For PC board-to-cable applications



**CHAMP-LOK Connector Kit**  
Part Numbers 552723-1 (36- and 50-Position),  
552723-2 (14- and 24-Position)  
and 552723-3 (64-Position Only)  
(One latch required per assembly)  
For PC board-to-cable applications



**Screw Lock Hardware Kit**  
Part Number 229911-1  
(two required per assembly)  
For PC board-to-cable applications

- Notes:**
1. Recommended right angle connector PC board mounting hardware to be a No. 4 self-tapping screw, Part Number 552820-1 for .062-.093 [1.57-2.36] and Part Number 552820-2 for .125 [3.18] board thickness.
  2. Metric hardware is also available for use with the 24-Position Right Angle Receptacle per IEEE-488 Part Number 552791-1.
    - For Standard Mount—Part Number 552633-3
    - For Rear Panel Mount—Part Number 552633-4