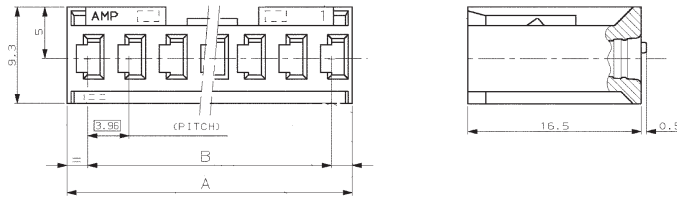
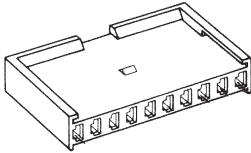


MOD I Receptacle Housings

Single Row



Material and Finish:

Housing—Green glass fibre filled polycarbonate, UL 94V-1 rated

Technical Documents:

Product Specification
108-20026

Application Specification
114-20040

No. of Positions	Dimensions		Part Numbers
	A	B	
2	7.8	3.96	280590
4	15.7	11.89	280591
6	23.7	19.81	280592
8	31.6	27.74	280593
10	39.5	35.66	280594
12	47.4	43.59	280595

Keying Plug Part Number 87116-2

(Plugs directly into Housing)



MOD I Crimp Snap-In Receptacle Contacts, with Insulation Support

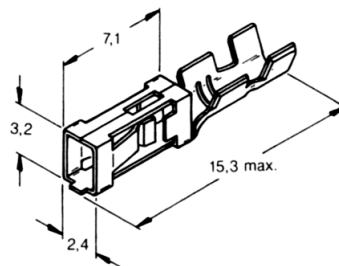
Material and Finish:

Phosphor bronze, plated as follows:

Plating A—Selectively plated 0.8 µm gold on contact area, with gold flash over 1.27 µm nickel on entire contact

Plating B—Selectively plated 0.4 µm gold on contact area with gold flash over 1.27 µm nickel on entire contact

Plating C—Pre-tin plated 0.8 µm



Related Product Data:

Application Tooling
Extraction Tool: 843473-1

Technical Documents:

Product Specification
108-20026

Application Specification
114-20040

Wire Size Range mm ²	AWG	Insulation Diameter mm	Plating	Part Numbers		Hand Tool
				Strip Form	Loose Piece	
0.32-0.80	22-18	1.80-2.30	Plating B	280621-2	181299-2	1285002-1
			Plating C	280621-1	181299-1	
			Plating A	280621-6	181299-6	
			Plating C	280702-1*	182198-1*	
0.5 -1.0	20-17	2.20-2.80	Plating C	281423-1*	-	

* With high contact pressure