

10x38 Midget Fuse Holders



Pole Configuration	Without Indication	With LED Indication	Fuse Size	Max Voltage & Current		Drawing No.
				IEC	UL	
PCF 10 & PCF 10 LED						
1-pole	002550001	002550011	10x38	690V AC / 32A	600V AC/DC / 30A	1
1-pole+N	002550002	002550012	10x38	690V AC / 32A	600V AC/DC / 30A	1
2-pole	002550003	002550013	10x38	690V AC / 32A	600V AC/DC / 30A	1
3-pole	002550004	002550014	10x38	690V AC / 32A	600V AC/DC / 30A	1
3-pole+N	002550005	002550015	10x38	690V AC / 32A	600V AC/DC / 30A	1
EFD 10 & EFD 10 LED						
▶ 1-pole	002540001	002540011	10x38	690V AC/DC / 32A	600V AC/DC / 30A	2
▶ 1-pole+N	002540002	002540012	10x38	690V AC/DC / 32A	600V AC/DC / 30A	2
▶ 2-pole	002540003	002540013	10x38	690V AC/DC / 32A	600V AC/DC / 30A	2
▶ 3-pole	002540004	002540014	10x38	690V AC/DC / 32A	600V AC/DC / 30A	2
▶ 3-pole+N	002540005	002540015	10x38	690V AC/DC / 32A	600V AC/DC / 30A	2

CC Type and J Type Fuse Holders



Pole Configuration	Without Indication	With LED Indication	Fuse Size	SCR	UL Rating		Drawing No.
					Voltage/Amp.		
PCF CC & PCF CC LED							
1-pole	002550101	002550111	CC Type	200 kA	600V AC/DC / 30A		1
2-pole	002550103	002550113	CC Type	200 kA	600V AC/DC / 30A		1
3-pole	002550104	002550114	CC Type	200 kA	600V AC/DC / 30A		1
EFD CC & EFD CC LED							
▶ 1-pole	002540101	002540111	CC Type	200 kA	600V AC / 30A		2
▶ 2-pole	002540103	002540113	CC Type	200 kA	600V AC / 30A		2
▶ 3-pole	002540104	002540114	CC Type	200 kA	600V AC / 30A		2
EFD J30 DC & EFD J30 10 DC LED							
▶ 1-pole	002570101	002570111	J-TYPE	200 kA	600V AC/DC / 30A		3
2-pole	002570103	002570113	J-TYPE	200 kA	600V AC/DC / 30A		3
3-pole	002570104	002570114	J-TYPE	200 kA	600V AC/DC / 30A		3

PV Type Fuse Holders



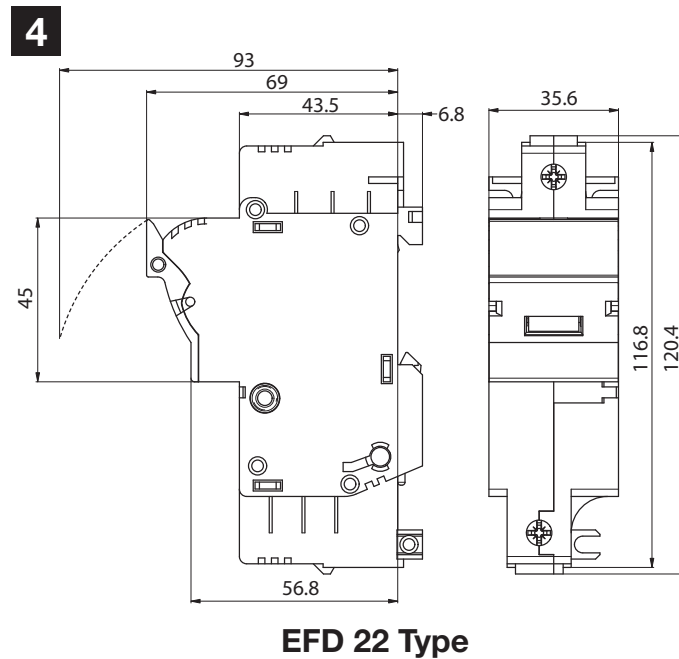
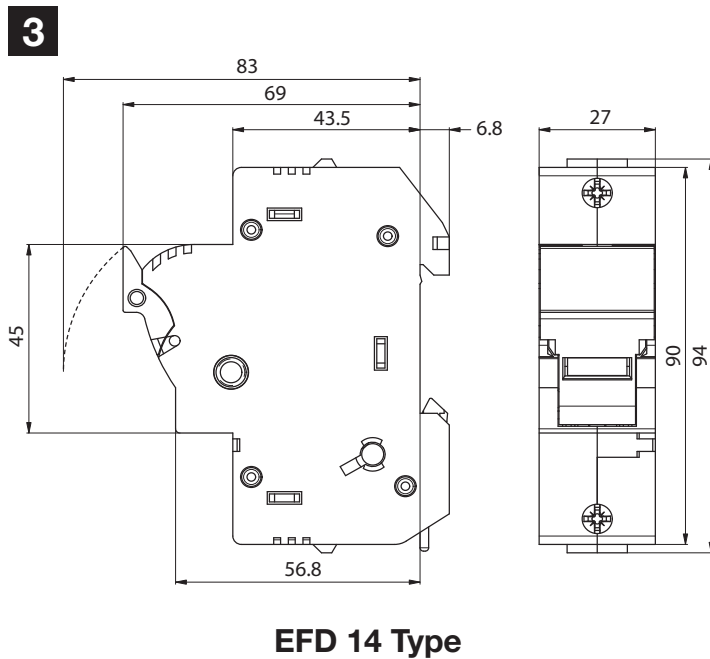
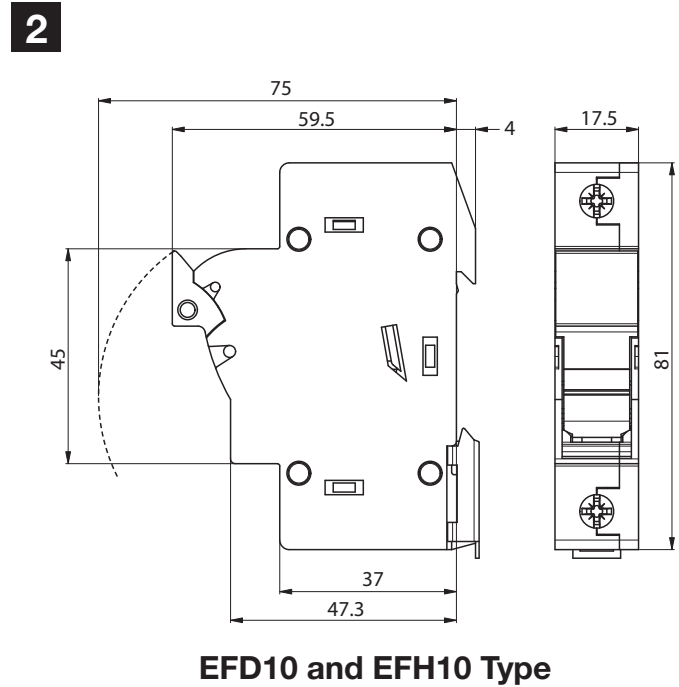
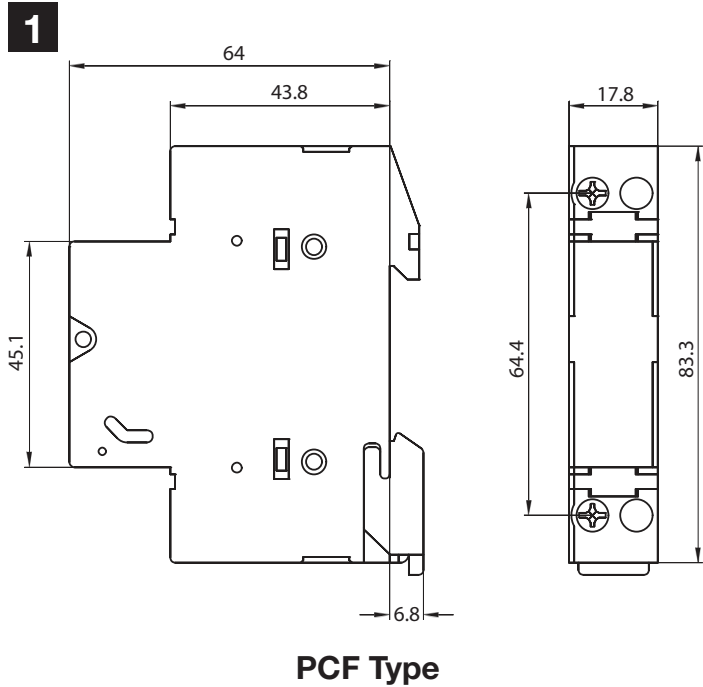
Pole Configuration	Without Indication	With LED Indication	Fuse Size	Max Voltage & Current		Drawing No.
				IEC	UL	
PCF 10 DC & PCF 10 DC LED						
1-pole	002550201	002550211	10x38	1000V DC / 25A	1000V DC / 25A	1
2-pole	002550203	002550213	10x38	1000V DC / 25A	1000V DC / 25A	1
EFH 10 DC & EFH 10 DC LED						
▶ 1-pole	002540201	002540211	10x38	1000V DC / 25A	1000V DC / 25A	2
▶ 2-pole	002540203	002540213	10x38	1000V DC / 25A	1000V DC / 25A	2
EFH 14 DC & EFH 14 DC LED						
▶ 1-pole	002560201	002560211	14x51	1000V DC / 50A	1000V DC / 50A	3
▶ 2-pole	002560203	002560213	14x51	1000V DC / 50A	1000V DC / 50A	3

IEC Type Fuse Holders



Pole Configuration	Without Indication	With LED Indication	Fuse Size	Max Voltage & Current		Drawing No.
				IEC	UL	
EFD 14 & EFD 14 LED						
▶ 1-pole	002560001	002560011	14x51	690V AC / 50A	600V AC/DC / 50A	3
1-pole+N	002560002	002560012	14x51	690V AC / 50A	600V AC/DC / 50A	3
2-pole	002560003	002560013	14x51	690V AC / 50A	600V AC/DC / 50A	3
3-pole	002560004	002560014	14x51	690V AC / 50A	600V AC/DC / 50A	3
3-pole+N	002560005	002560015	14x51	690V AC / 50A	600V AC/DC / 50A	3
EFD 22 & EFD 22 LED						
▶ 1-pole	002570001	002570011	22x58	690V AC / 100A	600V AC/DC / 100A	4
1-pole+N	002570002	002570012	22x58	690V AC / 100A	600V AC/DC / 100A	4
2-pole	002570003	002570013	22x58	690V AC / 100A	600V AC/DC / 100A	4
3-pole	002570004	002570014	22x58	690V AC / 100A	600V AC/DC / 100A	4
3-pole+N	002570005	002570015	22x58	690V AC / 100A	600V AC/DC / 100A	4

BOLD text indicates items in stock.
NOTE: Drawings are located on page 2.




NOTE: All dimensions are shown in millimeters. To convert to inches multiply by 0.03937

Accessories for The Modular Type PCF, EFD and EFH

Modular fuse holders have a unique user configurable feature. By using the modular snap kit (parts sold individually) a customer can configure any pole configuration by inserting the connecting element (3 per pole) into the slot in the side of the fuse holder and then pushing them together and inserting the connecting shaft into the handle.

NOTE: 1 kit suffices for the assembly of 50 sets.



2 Pole Connection Kits

Model No.	Usable with
002540948	EFD 8, EFD 10, EFH 10, PCF 8, PCF 10, EFD CC, PCF CC
002560948	EFD 14, EFH 14
002570948	EFD 22, EFD J30

3 Pole Connection Kits

Model No.	Usable with
002540949	EFD 8, EFD 10, PCF 8, PCF 10, EFD CC, PCF CC
002560949	EFD 14
002570949	EFD 22, EFD J30

Auxiliary Switches

Model No.	Usable with	Type
002559001	PCF 10	1NO/1NC
002569001	EFD 14	1NO/1NC
002579001	EFD 22	1NO/1NC

For Auxiliary switches to operate, a fuse with striker pin must be used.

