


4.5×4.5mm with height of 0.4mm. Compact & low-profile.



Typical Specifications

Items	Specifications
Rating (max.)	50mA 12V DC
Rating (min.)	10μA 1V DC
Initial contact resistance	100mΩ max.

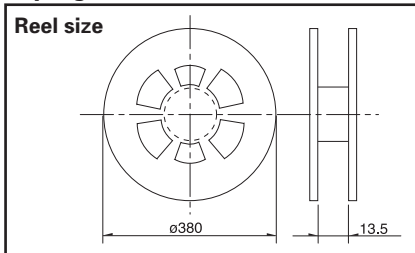
Product Line

Product No.	Operating force	Operating direction	Travel (mm)	Operating life (5mA 5V DC)	Minimum order unit (pcs.)	
					Japan	Export
SKRMAAE010	1.57N	Toppush	0.15	500,000cycles	10,000	10,000
SKRMABE010	2.55N		0.2	100,000cycles		

Packing Specifications

Taping

Unit:mm



Number of packages (pcs.)			Tape width (mm)	Export package measurements (mm)
1 reel	1 case / Japan	1 case / export packing		
10,000	100,000	100,000	12	401 × 401 × 214

Note

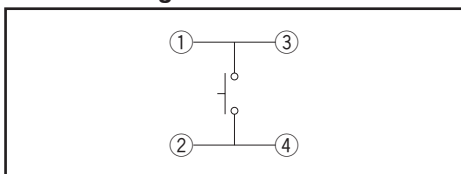
For reels of 330mm diameter, please inquire.

Dimensions

Unit:mm

Style	PC board land dimensions (Viewed from switch mounting face)

Circuit Diagram



Detector

Push

Slide

Rotary

Encoders

Power

Dual-in-line Package Type

TACT Switch™

Sharp Feeling























Soft Feeling

Snap-in Type

Surface Mount Type

Radial Type

■ List of Varieties

Type		Sharp Feeling Type										
		Snap-in		Surface Mount								
Series		SKQJ	SKQB	SKSH	SKRW	SKRM	SKRB	SKRR	SKQG	SKTC	SKSK	SKSD
Photo												
Features		—	—	Low-profile			Low-profile and long life	Low-profile	Double action			
Water-proof		—	●	—	○	—	—	—	—	●	—	—
Dust-proof		●	●	○	○	○	○	○	○	●	—	—
Operating direction	Toppush	—	—	●	●	●	●	●	●	●	●	●
	Sidepush	●	●	—	—	—	—	—	—	—	—	—
Dimensions (mm)	W	7.5	11.5	3.3	□3.7	□4.5	□4.8	7.5	□5.2	3.4	3.5	4.1
	D	7.85	11.9	2.9				7		2.2	3.2	3.9
	H	7.3	11.3	0.35		0.4	0.55	0.6	0.8	0.62	0.6	
Operation force coverage	~1N	↕	↕	↕	↕	↕	↕	↕	↕	↕	※	↕
	1N~2N											
	2N~3N											
	3N~4N											
4N~5N												
Travel (mm)		0.25	0.3	0.15		0.15/0.2		0.25		※		
Ground terminal		—	—	—	—	—	—	—	—	●	●	
Operating temperature range		-20°C to +70°C	-40°C to +90°C	-30°C to +85°C								—
Automotive use		—	●	—	—	—	●	—	○	—	—	—
Life Cycle												
Rating (max.) (Resistive load)		50mA 12V DC										
Rating (min.) (Resistive load)		10μA 1V DC										
Electrical performance	Insulation resistance	100MΩ min. 100V DC for 1min.										
	Voltage proof	250V AC for 1min.	100V AC for 1min.	250V AC for 1min.	100V AC for 1min.	250V AC for 1min.	100V AC for 1min.	250V AC for 1min.	100V AC for 1min.	250V AC for 1min.	100V AC for 1min.	
Durability	Vibration	10 to 55 to 10Hz/min., the amplitude is 1.5mm for all the frequencies, in the 3 direction of X, Y and Z for 2hours respectively										
	Lifetime	Shall be in accordance with individual specifications.										
Environmental performance	Cold	-30 ± 2°C for 96h	-40 ± 2°C for 96h	-30 ± 2°C for 96h								
	Dry heat	80 ± 2°C for 96h	90 ± 2°C for 96h	80 ± 2°C for 96h								
	Damp heat	60 ± 2°C, 90 to 95%RH for 96h	60 ± 2°C, 90 to 95%RH for 1000h	60 ± 2°C, 90 to 95%RH for 96h								
Page		237	239	245	246	247	248	249	250	252	253	254

W : Width. The most outer dimension excluding terminal portion.
D : Depth. The most outer dimension excluding terminal portion.
H : Height. The minimum dimension if there are variances.

● TACT Switch™ Soldering Conditions 288

● TACT Switch™ Cautions 289

Notes

1. The automotive operating temperature range to be individually discussed upon request.
2. ● indicates applicability to all products in the series, while ○ indicates applicability to some products in the series.
3. ※ See the relevant pages for respective product descriptions

Detector
Push
Slide
Rotary
Encoders
Power
Dual-in-line Package Type
TACT Switch™
Sharp Feeling
Soft Feeling
Snap-in Type
Surface Mount Type
Radial Type

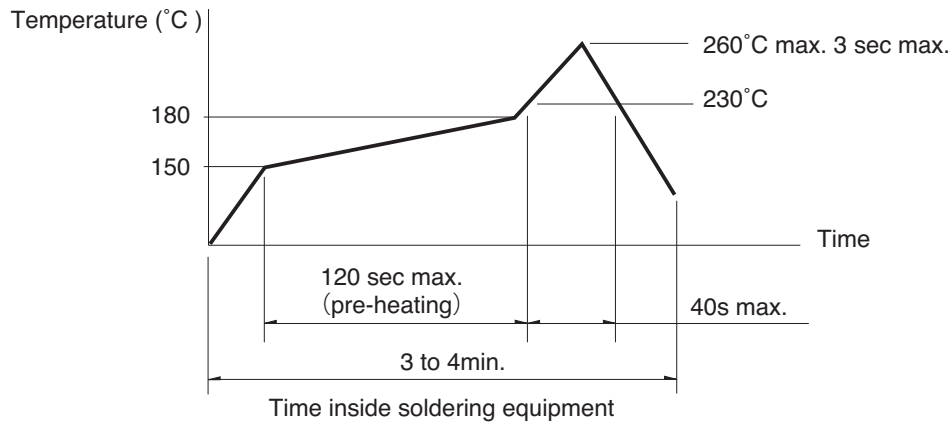
TACT Switch™ Soldering Conditions

Condition for Reflow

Available for Surface Mount Type.

1. Heating method: Double heating method with infrared heater.
2. Temperature measurement: Thermocouple 0.1 to 0.2 φ CA (K) or CC (T) at solder joints (copper foil surface).
A heat resistive tape should be used to fix thermocouple.

3. Temperature profile



Notes

1. The above temperature shall be measured of the top of switch. There are cases where the PC board's temperature greatly differs from that of the switch, depending on the material, size, thickness of PC boards and others. The above-stated conditions shall also apply to switch surface temperatures.
2. Soldering conditions differ depending on reflow soldering machines. Prior verification of soldering condition is highly recommended.

Conditions for Auto-dip

Available for Snap-in Type and Radial Type

Items	Condition
Flux built-up	Mounting surface should not be exposed to flux
Preheating temperature	Ambient temperature of the soldered surface of PC board. 100°C max.
Preheating time	60s max.
Soldering temperature	260°C max.
Duration of immersion	5s max.
Number of soldering	2times max.

SKHH、SKPD Series

Items	Condition
Flux built-up	Mounting surface should not be exposed to flux
Preheating temperature	Ambient temperature of the soldered surface of PC board. 110°C max.
Preheating time	60s max.
Soldering temperature	260°C max.
Duration of immersion	5s max.
Number of soldering	2times max.

SKQJ、SKQK、SKEG Series

Items	Condition
Flux built-up	Mounting surface should not be exposed to flux
Preheating temperature	Ambient temperature of the soldered surface of PC board. 100°C max.
Preheating time	45s max.
Soldering temperature	255°C max.
Duration of immersion	5s max.
Number of soldering	2times max.

Notes

1. Consult with us for availability of TACT Switch™ washing.
2. Prevent flux penetration from the top side of the TACT Switch™.
3. Switch terminals and a PC board should not be coated with flux prior to soldering.
4. The second soldering should be done after the switch is stable with normal temperature.
5. Use the flux with a specific gravity of min 0.81.
(EC-19S-8 by TAMURA Corporation, or equivalents.)

Manual Soldering (Except SKRT Series)

Items	Condition
Soldering temperature	350°C max.
Duration of soldering	3s max.
Capacity of soldering iron	60W max.

SKHH、SKHW、SKRG、SKPD Series

Items	Condition
Soldering temperature	360°C max.
Duration of soldering	3s max.
Capacity of soldering iron	60W max.

SKQJ、SKQK、SKEG Series

Items	Condition
Soldering temperature	350°C max.
Duration of soldering	3s max.
Capacity of soldering iron	20W max.

Detector
Push
Slide
Rotary
Encoders
Power
Dual-in-line
Package Type

TACT Switch™

Sharp
Feeling
Soft
Feeling
Snap-in
Type
Surface
Mount Type
Radial
Type