

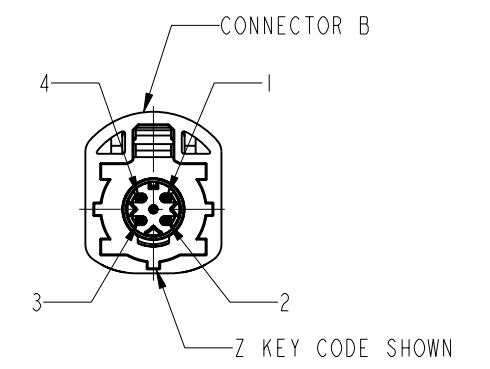
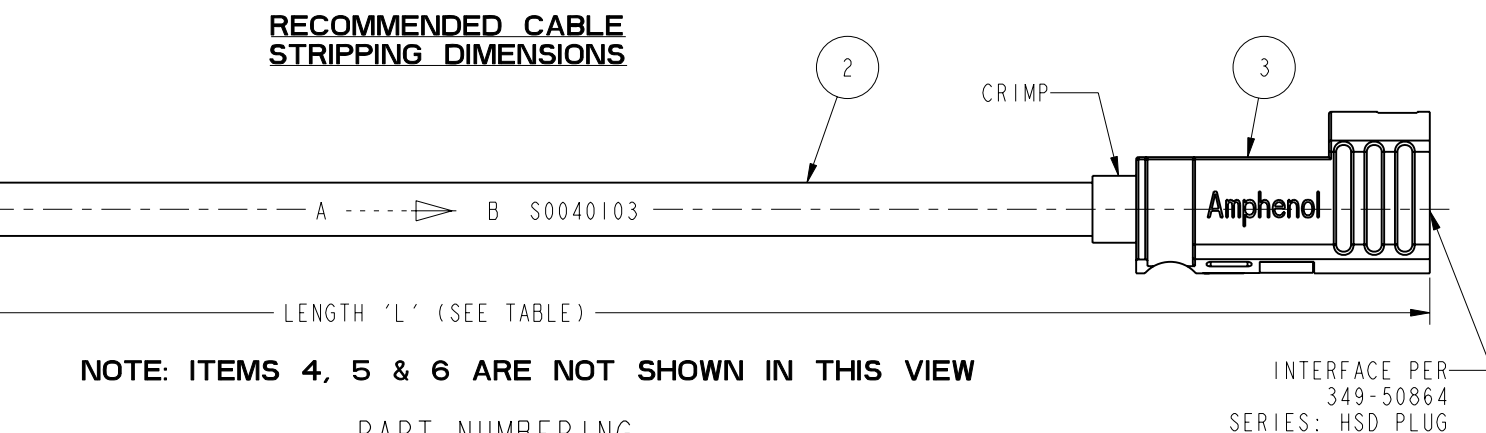
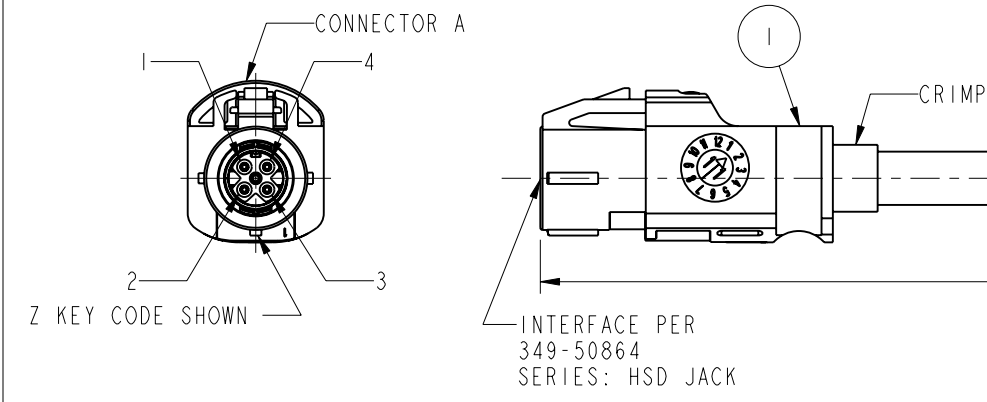
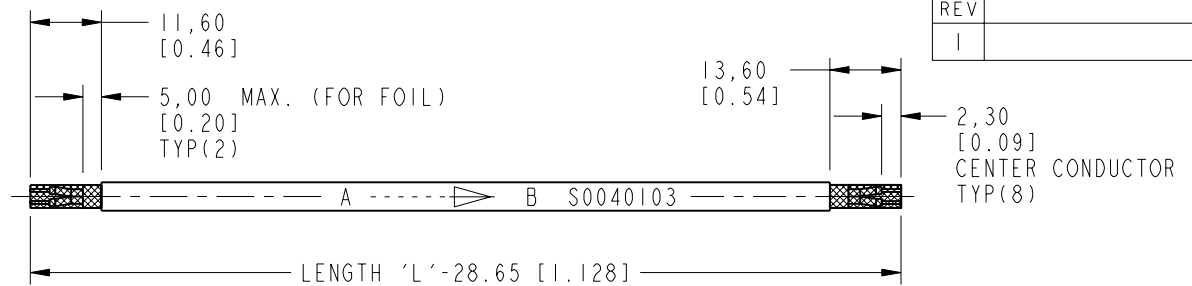
NOTES:

- PLATING PER AMPHENOL SPEC. 349-50560. (FOR USA)
 PLATING PER KAI JACK SPEC. WI-QC17-01. (FOR CHINA)
 HDSL00101 NICKEL PL. 100 MIN. THICK OVER COPPER STRIKE
 HDCP00401 INTERFACE AREA: GOLD PL. 30 MIN. THICK OVER NICKEL PL. 100 MIN. THICK OVER COPPER STRIKE
 OTHER AREA: NICKEL PL. 100 MIN. THICK OVER COPPER STRIKE
 HDCP00501 INTERFACE AREA: GOLD PL. 30 MIN. THICK OVER NICKEL PL. 100 MIN. THICK OVER COPPER STRIKE
 OTHER AREA: NICKEL PL. 100 MIN. THICK OVER COPPER STRIKE

- PACKAGING:
 A. QUANTITY: SINGLE PACK
 B. MARKING: BAG TO BE MARKED
 "AMPHENOL RF, HSDSJXSPXXX-17 AND DATE CODE"

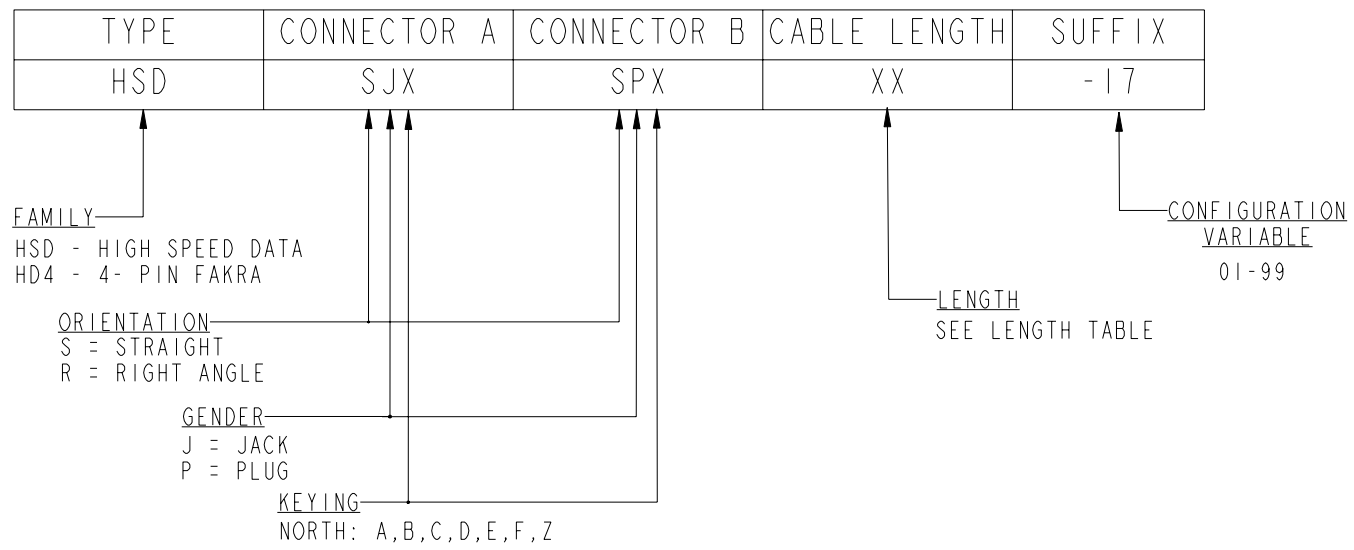
THIRD ANGLE PROJ.

REV		DESCRIPTION	DATE	ECN	APPR
1		PRELIMINARY RELEASE	26-Mar-19	--	JF



NOTE: ITEMS 4, 5 & 6 ARE NOT SHOWN IN THIS VIEW

PART NUMBERING



LENGTH TABLE		
XX	LENGTH 'L' AND TOLERANCE IN INCHES [METERS]	LENGTH IN FEET
01	12.00 ± 0.25 [0.305 ± 0.006]	1.000
02	19.69 ± 0.25 [0.500 ± 0.006]	1.641
03	24.00 ± 0.50 [0.610 ± 0.013]	2.000
04	29.53 ± 0.50 [0.750 ± 0.013]	2.461
05	36.00 ± 0.50 [0.914 ± 0.013]	3.000
06	39.37 ± 0.50 [1.000 ± 0.013]	3.281
07	48.00 ± 0.50 [1.219 ± 0.013]	4.000
08	59.06 ± 0.50 [1.500 ± 0.013]	4.921
09	60.00 ± 1.50 [1.524 ± 0.038]	5.000
10	72.00 ± 1.80 [1.829 ± 0.046]	6.000
11	78.74 ± 1.97 [2.000 ± 0.050]	6.562
12	118.11 ± 2.95 [3.000 ± 0.075]	9.842
13	120.00 ± 3.00 [3.048 ± 0.076]	10.000
14	144.00 ± 3.60 [3.658 ± 0.091]	12.000
15	180.00 ± 4.50 [4.572 ± 0.114]	15.000
16	196.850 ± 4.92 [5.000 ± 0.125]	16.404
17	300.00 ± 15.00 [7.620 ± 0.381]	25.000
18	393.70 ± 19.68 [10.000 ± 0.500]	32.810
19	600.00 ± 30.00 [15.240 ± 0.762]	50.000
20	787.40 ± 39.37 [20.000 ± 1.000]	65.620
21	900.00 ± 45.00 [22.860 ± 1.143]	75.000
22	1181.10 ± 59.05 [30.000 ± 1.500]	98.425
23	1200.00 ± 60.00 [30.480 ± 1.524]	100.000

CONNECTOR A	COLOR	CONNECTOR B
1	BLUE	4
2	ORANGE	3
3	GREEN	2
4	BROWN	1

PRELIMINARY ISSUE

DESIGN REQUIREMENTS:

<input checked="" type="checkbox"/> FREQUENCY DC - 2 GHz	<input checked="" type="checkbox"/> CONTINUITY
<input type="checkbox"/> VSWR: _____ : 1 MAX.	<input checked="" type="checkbox"/> HI-POT: 500 VRMS
<input type="checkbox"/> INS. LOSS: _____ dB MIN.	<input type="checkbox"/> OTHER

PART NUMBER	QTY.	ITEM	DESCRIPTION	FINISH
HDSL00101	2	6	SLEEVE	NOTE 1
HDCP00501	4	5	CONTACT	NOTE 1
HDCP00401	4	4	CONTACT	NOTE 1
2HSD-NXSP-C44WI	1	3	ASSEMBLY	
HSD-S0040103-BXIM	SEE TABLE	2	CABLE	BLACK
2HSD-NXSJ-C44W0	1	1	ASSEMBLY	

UNLESS OTHERWISE SPECIFIED, DIMENSIONS ARE IN METRIC AND TOLERANCES ARE: <0.5mm ± 0.05mm 0.5 - 6mm ± 0.1mm 6 - 30mm ± 0.2mm 30 - 120mm ± 0.3mm ANGLES ±1°	MATERIAL	DRAWN J. FENG	DATE 26-Mar-19	TITLE HSD STR JACK TO HSD STR PLUG USING HSD-S0040103 CABLE	Amphenol RF www.amphenolrf.com DRAWING NO. HSDSJXSPXXX-17 ITEM NO. HSDSJXSPXXX-17 PART NO. HSDSJXSPXXX-17
	REFERENCE EAR# 8869	ENGINEER P. YU	DATE 26-Mar-19		
	REF:	APPROVED	DATE	SCALE: 1.5:1.0 SHEET 1 OF 2	
	CONFIGURATION LEVEL: In Work	CAD FILE	DWG SIZE B	REV 1	

NOTICE - These drawings, specifications, or other data (1) are, and remain the property of Amphenol corp. (2) must be returned upon request; and (3) are confidential and not to be disclosed to any person other than those to whom they are given by Amphenol Corp. the furnishing of these drawings, specifications, or other data by Amphenol Corp., or to any other person to anyone for any purpose is not to be regarded by implication or otherwise in any manner licensing, granting rights to permitting such holder or any other person to manufacture, use or sell any product, process or design, patented or otherwise, that may in any way be related to or disclosed by said drawings, specifications, or other data.

NOTES:

1. MATERIALS AND FINISHES:

HSD STR JACK: 2HSD-NXSJ-C44W0
 HSD STR PLUG: 2HSD-NXSP-C44W1
 CABLE: HSD-S0040103, 4-WIRES CABLE, COLOR:BLACK

2. ELECTRICAL:

A. IMPEDANCE: 100 OHM

3. MECHANICAL:

A. DURABILITY: 25 CYCLES MIN.
 B. TEMPERATURE RANGE: -40°C TO 105°C
 C. HOUSING RETENTION: 110N MIN. AXIAL
 D. CABLE ASSEMBLY INSTRUCTIONS: PER SPEC 349-50864

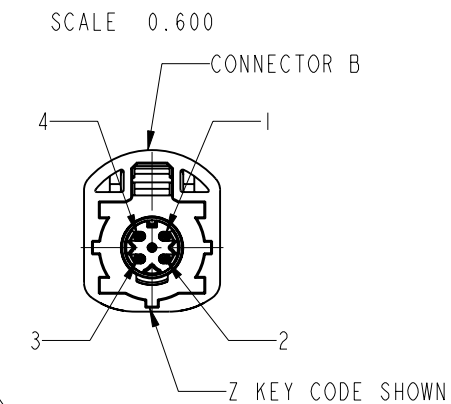
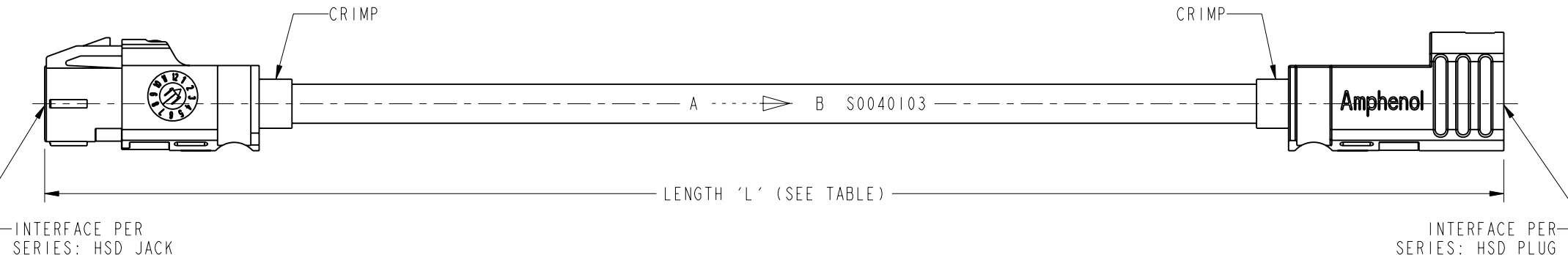
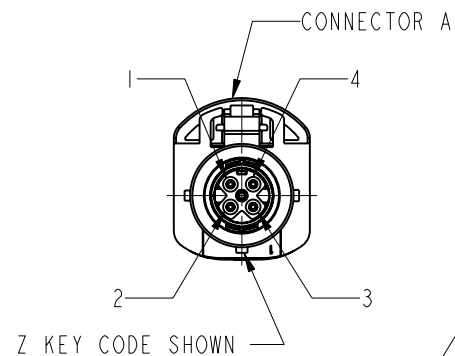
4. PACKAGING:

A. QUANTITY: SINGLE PACK
 B. MARKING: BAG TO BE MARKED
 "AMPHENOL RF, HSDSJXSPXXX-17 AND DATE CODE"

THIRD ANGLE PROJ.

REVISIONS

REV	DESCRIPTION	DATE	ECN	APPR
I	PRELIMINARY RELEASE	26-Mar-19	--	JF



PART NUMBERING

TYPE	CONNECTOR A	CONNECTOR B	CABLE LENGTH	SUFFIX
HSD	SJX	SPX	XX	-17

FAMILY
 HSD - HIGH SPEED DATA
 HD4 - 4- PIN FAKRA

ORIENTATION
 S = STRAIGHT
 R = RIGHT ANGLE

GENDER
 J = JACK
 P = PLUG

KEYING
 NORTH: A, B, C, D, E, F, Z

CONFIGURATION VARIABLE
 01-99

LENGTH
 SEE LENGTH TABLE

XX	LENGTH 'L' IN INCHES [METERS]
01	12.00 [0.305]
02	19.69 [0.500]
03	24.00 [0.610]
04	29.53 [0.750]
05	36.00 [0.914]
06	39.37 [1.000]
07	48.00 [1.219]
08	59.06 [1.500]
09	60.00 [1.524]
10	72.00 [1.829]
11	78.74 [2.000]
12	118.11 [3.000]
13	120.00 [3.048]
14	144.00 [3.658]
15	180.00 [4.572]
16	196.850 [5.000]
17	300.00 [7.620]
18	393.70 [10.000]
19	600.00 [15.240]
20	787.40 [20.000]
21	900.00 [22.860]
22	1181.10 [30.000]
23	1200.00 [30.480]

LENGTH IN INCHES/FT [METERS]	TOLERANCE
0" - 23.90" [0 - 0.607]	±0.25" [0.006]
24.00" - 59.00" [0.610 - 1.499]	±0.50" [0.013]
5.0' - 24.9' [1.524 - 7.617]	±2.5%
25.0' & UP [7.620 & UP]	±5.0%

DESIGN REQUIREMENTS:

<input checked="" type="checkbox"/> FREQUENCY DC - 2 GHz	<input checked="" type="checkbox"/> CONTINUITY
<input type="checkbox"/> VSWR: ---- : 1 MAX.	<input checked="" type="checkbox"/> HI-POT: 500 VRMS
<input type="checkbox"/> INS. LOSS: ---- dB MIN.	<input type="checkbox"/> OTHER

CONNECTOR A	COLOR	CONNECTOR B
1	BLUE	4
2	ORANGE	3
3	GREEN	2
4	BROWN	1

PRELIMINARY ISSUE

CUSTOMER OUTLINE DRAWING
 ALL OTHER SHEETS ARE FOR INTERNAL USE ONLY

UNLESS OTHERWISE SPECIFIED, DIMENSIONS ARE IN METRIC AND TOLERANCES ARE: <0.5mm ±0.05mm 0.5 - 6mm ±0.1mm 6 - 30mm ±0.2mm 30 - 120mm ±0.3mm ANGLES ±1°	MATERIAL SEE NOTES	DRAWN J.FENG	DATE 26-Mar-19	TITLE HSD STR JACK TO HSD STR PLUG USING HSD-S0040103 CABLE	Amphenol RF www.amphenolrf.com
	REFERENCE EAR# 8869	ENGINEER P.YU	DATE 26-Mar-19		
NOTICE - These drawings, specifications, or other data (1) are, and remain the property of Amphenol corp. (2) must be returned upon request; and (3) are confidential and not to be disclosed to any person other than those to whom they are given by Amphenol Corp. the furnishing of these drawings, specifications, or other data by Amphenol Corp., or to any other person to anyone for any purpose is not to be regarded by implication or otherwise in any manner licensing, granting rights to permitting such holder or any other person to manufacture, use or sell any product, process or design, patented or otherwise, that may in any way be related to or disclosed by said drawings, specifications, or other data.	REF: CONFIGURATION LEVEL: In Work	APPROVED	DATE	SCALE: 1.5:1.0 SHEET 2 OF 2	ITEM NO. HSDSJXSPXXX-17
	FINISH	CAD FILE	DWG SIZE B	REV I	PART NO. HSDSJXSPXXX-17