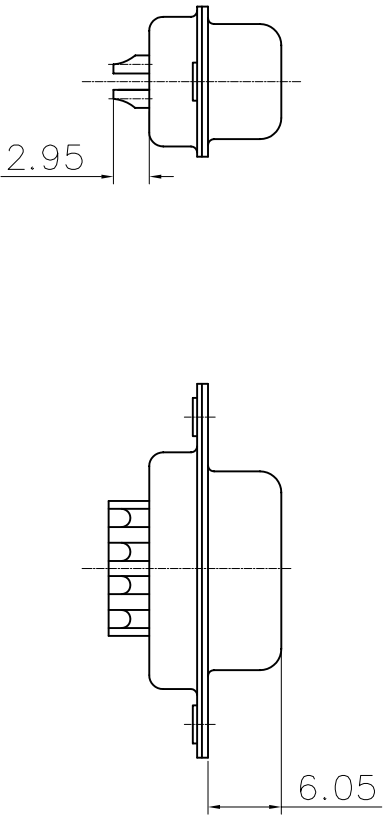
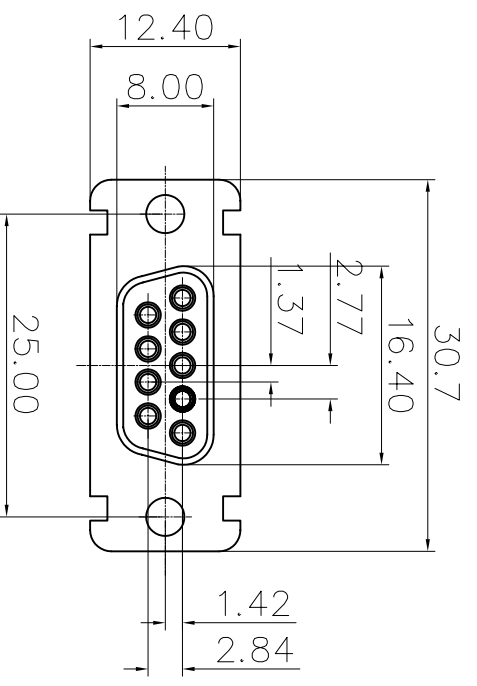


This document is the property of Amphenol Corporation and is loaned to the customer for their use only. It is not to be reproduced, stored in a retrieval system, or transmitted in any form or by any means, electronic, mechanical, photocopying, recording, or by any information storage and retrieval system, without the prior written permission of Amphenol Corporation. All rights are reserved. For more information, see the document.



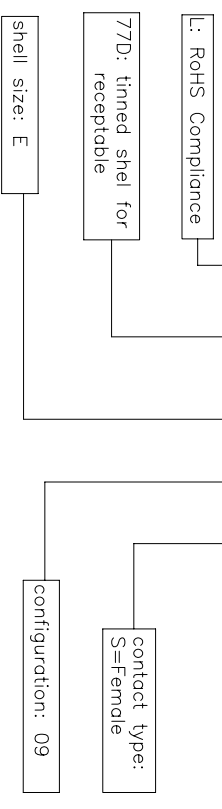
| REVISONS | | DATE | APPROVED |
|----------|-----|----------|----------|
| SWM | EON | | |
| A | | 07/02/07 | |

D-SUB TECHNICAL DATA

SHELL : Steel 2.5um (100u") min tin over 1.25um (50u") min nickel
 BODY : Glass filled thermoplastic.
 Flame retardant to UL94 V-0 Color Black
 CONTACTS : brass.
 0.1um(4u") min gold over 1.25um (50u") min nickel
 ELECTRICAL : Voltage rating : 300 V RMS at 50 Hz
 withstanding voltage : 1000V RMS at 50Hz
 Current rating: 7.5A.
 Insulation resistance >5000 M Ohms
 Contact resistance 20 mOhms max.
 CLIMATIC : Temperature range -55 °C up to 85°C , peak at 125°C
 MARKING : Amphenol---(Series No.)
 Commercial reference
 Manufacturing date

PRODUCT CODE

L77DE09S



| UNLESS OTHERWISE SPECIFIED | | APPROVAL | | DATE |
|---|-------------|----------|----------|----------|
| TOLERANCES | | DRAWN | Iss: jmg | 07/02/07 |
| U.S. | METRIC | CHECKED | tk: wang | 07/02/07 |
| X | ±0.50 | | | |
| XX | ±0.30 | | | |
| XXX | ±0.20 | | | |
| FRACTIONS | ±1/16 | | | |
| ANGLES | ±1/2° | | | |
| FOR MATERIALS AND FINISHES SEE NOTES | | | | |
| REMOVE SHARP EDGES | | | | |
| DRAIVING FILE : | | | | |
| ANGLE OF PROJECTION | | | | |
| DIMENSIONS | | | | |
| U.S. | DIMENSIONS | | | |
| MM | DIMENSIONS | | | |
| TITLE | | | | |
| Amphenol | | | | |
| Stamped and Formed connector, SD series | | | | |
| SIZE | DRAWING NO. | SHEET | | REV. |
| A4 | C L77DE09S | 1 OF 1 | A | |
| SCALE | NONE | SHEET | | 1 OF 1 |