

Quick Reference

Search by part #

Check distributor
part inventory

Stock Check 
CLICK HERE!

Products

Browse Heat sinks

[Products](#) / [Interface Materials](#) / [Insulating Films](#)

Insulating Films

Thermalfilm™ Polyimide Plastic Films

RoHS Compliant

Thermalfilm™ and Thermalfilm™MT are low cost polyimide plastic insulating films designed to be an improved replacement for mica. These insulators have a distinctive amber color and can be easily recognised and assembled on a production line

Thermalfilm™MT, made from high performance Kapton™MT material, provides thermal conductivity nearly 2-5 times greater than standard Thermalfilm™.

Both insulators have an extremely high resistance to flow or thin out under high compressive stresses, particularly at elevated temperatures.

Excellent physical, mechanical and electrical properties remain nearly constant over a wide range of temperatures and frequencies. They are radiation resistant, have no melting points, and have no known organic solvents.

The polyimide plastic film is UL listed as a component in UL's publication "Component - Plastic Material" dated September 18, 1969. The UL card number is E39505R, Guide QMFZ2 filed by E. I. du Pont de Nemours & Co., Inc. Thermalfilm is rated 94 V-O.

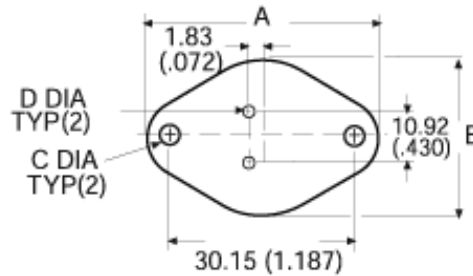
Notes:

- Thermalfilm™ MT part numbers begin with "46".
- Insulator thickness is .05mm +/- 0.006mm (0.002" +/- 0.00025") unless otherwise specified.

Useful Links

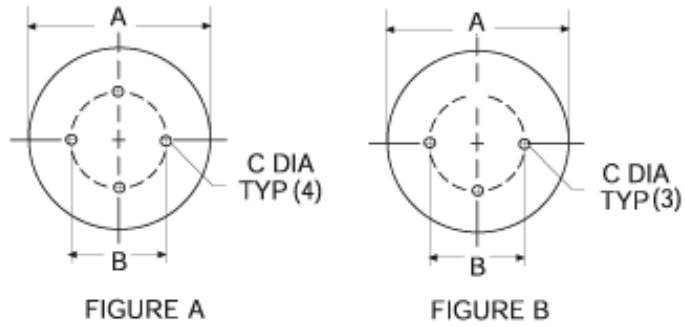
- [MSDS Safety Sheets](#)
- [RoHS Initiative](#)
- [Directions](#)
- [How to order?](#)
- [Find Sales Rep](#)
- [Find Distributor](#)
- [Sample Request](#)
- [Quote Request](#)
- [Catalog Request](#)
- [Building a part #](#)
- [Part # Cross Ref](#)

- Dimensional tolerances are +/- .38mm(0.015"), hole diameters are +/- .25mm (0.010") and angularity is +/- 1 1/2° unless otherwise specified.

For TO-3

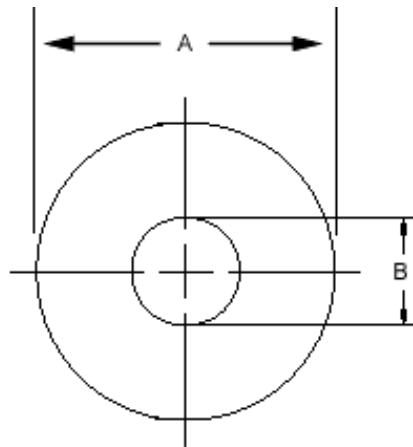
Model	RoHS	PCN	A	B	C	D
43-03-1G	RoHS Compliant	N/A	43.94 (1.730)	31.75 (1.250)	3.56 (0.140)	1.57 (0.062)
43-03-2G	RoHS Compliant	Product Change Notice	42.04 (1.655)	27.00 (1.063)	3.96 (0.156)	1.57 (0.062)
43-03-3G	RoHS Compliant	N/A	42.04 (1.655)	27.00 (1.063)	3.96 (0.156)	4.22 (0.166)
43-03-4G	RoHS Compliant	Product Change Notice	39.70 (1.563)	26.67 (1.050)	3.56 (0.140)	1.57 (0.062)
43-03-6G	RoHS Compliant	N/A	42.04 (1.655)	28.58 (1.125)	3.96 (0.156)	1.57 (0.062)

For TO-5 and TO-18



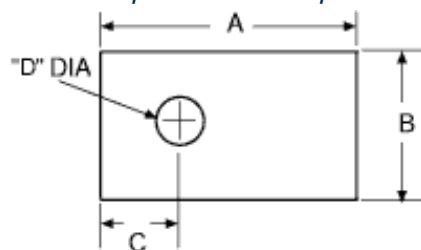
Part Number	RoHS	PCN	FIG.	A	B	C	
43-05-1G (TO-5)	RoHS Compliant	 Product Change Notice	N/A	A	9.91 (0.390)	5.08 (0.200)	.91 (0.036)
43-05-2G (TO-5)	RoHS Compliant	 Product Change Notice	N/A	B	9.91 (0.390)	5.08 (0.200)	.91 (0.036)
43-18-1G (TO-18)	RoHS Compliant	 Product Change Notice	N/A	A	6.35 (0.250)	2.54 (0.100)	.91 (0.036)

Washer



Part Number	RoHS	PCN	Thread	A	B
43-02-4G	RoHS Compliant	 Product Change Notice	#4	6.35 (0.250)	3.05 (0.120)
43-02-10G	RoHS Compliant	 Product Change Notice	#10	14.27 (0.562)	5.16 (0.203)
43-02-25G	RoHS Compliant	 Product Change Notice	1/4"	20.62 (0.812)	6.73 (0.265)

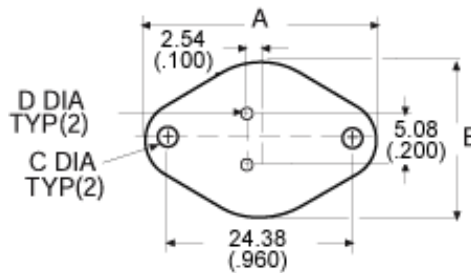
For TO-220, TO-126, Case 77, Case 199,
Case 90, TO-218, TO-3P



Part Number	RoHS	PCN	A	B	C	D
43-77-1G (TO-126, case 77)	RoHS Compliant	 Product Change Notice	11.10 (0.437)	7.92 (0.312)	3.56 (0.140)	2.36 (0.093)
43-77-2G (case 90,case 199)	RoHS Compliant	 Product Change Notice	17.45 (0.687)	14.27 (0.562)	5.54 (0.218)	3.18 (0.125)
43-77-5G (case 90,case 199)	RoHS Compliant	N/A	18.92 (0.745)	13.84 (0.545)	5.38 (0.212)	3.18 (0.150)
43-77-6G (case 90,case 199)	RoHS Compliant	 Product Change Notice	20.62 (0.812)	14.27 (0.562)	7.14 (0.281)	3.96 (0.156)

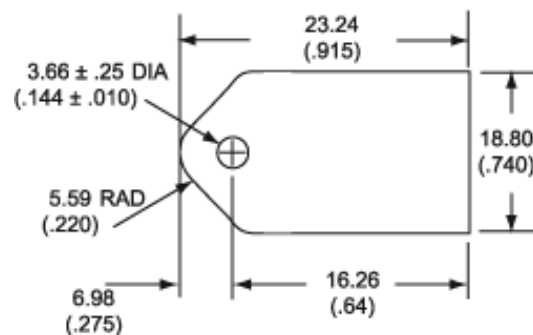
43-77-8G (case 90, case 199)	RoHS Compliant	 Product Change Notice	18.92 (0.745)	13.84 (0.545)	5.38 (0.212)	3.81 (0.150)
43-77-9G (TO-220)	RoHS Compliant	 Product Change Notice	18.42 (0.725)	13.21 (0.520)	4.32 (0.170)	2.92 (0.115)
46-77-9G (TO-220)	RoHS Compliant	 Product Change Notice	18.42 (0.725)	13.21 (0.520)	4.32 (0.170)	2.92 (0.115)
43-77-20G (TO-220, TO-218, TO-3P)	RoHS Compliant	 Product Change Notice	23.24 (0.915)	18.80 (0.740)	6.98 (0.275)	3.66 (0.144)

For TO-66





Model	A	B	C	D	Thickness
43-66-2	33.32 (1.312)	19.35 (0.762)	3.56 (0.140)	1.57 (0.062)	.05 (0.002)

For TO-218



Bulk Thermalfilm™

Part Number	RoHS	PCN	Thickness
4300G 2 MIL	RoHS  Compliant		0.051 (0.002)
4500 5 MIL	N/A	N/A	0.127 (0.005)

Thermalfilm™ / Thermalfilm™MT

Property	Electrical -Typical Value @ 25°C		Test Method
	Thermalfilm™	Thermalfilm™MT	
Dielectric Strength	03mm (1 -mil) 275.6 x 10 ³ volts/mm (7,000 volts/mil)	177.2 x 10 ³ volts/mm (4500 volts/mm)	ASTM D149-64
Dielectric Constant	3.5	4.3	ASTM D150-64T
Dissipation Factor	0.002	0.002	ASTM D150-64T
Volume Resistivity	10 ¹⁷ ohm-cm	10 ¹⁷ ohm-cm	ASTM D257-61
Surface Resistivity	10 ¹⁶ ohms	10 ¹⁶ ohms	ASTM D257-61
Corona Start Voltage .025mm (1 -mil)	465 volts	465 volts	ASTM D1868-61T
Insulation Resistance	100.00 megohm mfd.	100.00 megohm mfd.	Based on 0.05 mfd wound capacitor using 0.25mm (1 -mil) Film

PHYSICAL			
Ultimate Tensile Strength (MD)	1.72 x 10 ⁸ Pa (25,000 psi)	103 MPa (1500 psi)	ASTM D882-64T
Bursting Strength Test (Mullen)	3.10 x 10 ⁵ Pa (45 psi)	0.31 MPa (45 psi)	ASTM 0774-63
Tear Strength - Initial	27,559 gm/mm (700 gm/mil)	35,433 gm/mm (900 gm/mil)	ASTM D1004-61
Density	1.42 gm/cm ³ (88.7 lb/ft ³)	1.78 gm/cm ³ (111.1 lb/ft ³)	ASTM D1505-63T
Folding Endurance(MIT)	>10,000 cycles	>10,000 cycles	ASTM D2176-63T
THERMAL			
Melting Point	None	None	
Zero Strength Temperature	815°C (1499°F)	815°C (1499°F)	Hot Bar (Du Pont Test)
Cut Through Temperature	435°C (815°F) 525°C (977°F)	435°C (815°F) 525°C (977°F)	Weighted Probe on Heated Film (Du Pont Test)
Service Temperature	-260°C to 240°C (-464°F to 464°F)	-260°C to 240°C (-464°F to 464°F)	
Thermal Conductivity	0.156Wm/K (0.09 BTU/hr-ft-°F)	0.379Wm/K (0.219 BTU/hr-ft-°F)	Model TC-1000 Twin Heatmeter Comparitive Tester
Flammability	V-0, UL "E" card E39505	V-0, UL "E" card E39505	UL 94

Note: One mil equals .001 inch

Thermalfilm Resistance Calculator

Enter the area of the device that will contact the heat sink:	mm ²
Interface Resistance =	

Formula

$$\text{interface resistance} = \frac{\text{interface thickness (mm)} * 1000}{\text{thermal conductivity (W/m-K)} * \text{contact area (mm}^2\text{)}}$$

Thermalfilm MT Resistance Calculator

Enter the area of the device that will contact the heat sink:	mm ²
Interface Resistance =	

Formula

$$\text{interface resistance} = \frac{\text{interface thickness (mm)} * 1000}{\text{thermal conductivity (W/m-K)} * \text{contact area (mm}^2\text{)}}$$

[Home](#) • [Sitemap](#)

[Disclaimer Statement](#) • ©2006 Aavid Thermalloy, LLC