

# Bus system cable - SAC-4P-M 8MR/ 5,0-950



1550863

<https://www.phoenixcontact.com/pc/products/1550863>

Please be informed that the data shown in this PDF document is generated from our Online Catalog. Please find the complete data in the user documentation. Our General Terms of Use for Downloads are valid.



Bus system cable, INTERBUS, 4-position, PUR halogen-free, black RAL 9005, shielded, Plug angled M8, on free cable end, cable length: 5 m

## Your advantages

- Power cable for actuator voltage
- System cable for supply voltage and bus signal

## Commercial Data

Item number	1550863
Packing unit	1 pc
Minimum order quantity	1 pc
Product Key	BF1BJB
Catalog Page	Page 200 (C-6-2019)
GTIN	4046356151382
Weight per Piece (including packing)	226 g
Weight per Piece (excluding packing)	226 g
Customs tariff number	85444290
Country of origin	PL

# Bus system cable - SAC-4P-M 8MR/ 5,0-950



1550863

<https://www.phoenixcontact.com/pc/products/1550863>

## Technical Data

### Product properties

Product type	Data cable preassembled
Number of positions	4
Application	Standard
No. of cable outlets	1
Shielded	yes
Coding	A - standard

### Insulation characteristics

Overvoltage category	II
Degree of pollution	3

### Interfaces

Bus system	INTERBUS
Signal type/category	INTERBUS

### LED signaling

Status display	No
Status display present	No

### Electrical properties

Contact resistance	$\leq 5 \text{ m}\Omega$
Insulation resistance	$\geq 100 \text{ M}\Omega$
Nominal voltage $U_N$	48 V AC
	60 V DC
Nominal current $I_N$	4 A
Test voltage	800 V
Transmission medium	Copper

### Material specifications

Color Handle area	black
Flammability rating according to UL 94	HB
Material of grip body	TPU, hardly inflammable, self-extinguishing
Contact material	CuSn
Contact surface material	Ni/Au
Contact carrier material	TPU GF
Material for screw connection	Zinc die-cast, nickel-plated

### Connection data

#### Pin assignment

Contact   Color (signal designation)   Contact (optional)	1 (Plug) = RD (0.34 mm <sup>2</sup> )
	3 (Plug) = BU (0.34 mm <sup>2</sup> )

# Bus system cable - SAC-4P-M 8MR/ 5,0-950



1550863

<https://www.phoenixcontact.com/pc/products/1550863>

	2 (Plug) = YE (0.14 mm <sup>2</sup> )
	4 (Plug) = GN (0.14 mm <sup>2</sup> )

## Connector

### Connection 1

Head design	Plug
Head cable outlet	angled
Head thread type	M8

### Connection 2

Head design	free cable end
-------------	----------------

## Cable / line

Cable length	5 m
--------------	-----

### INTERBUS [950]

Cable weight	41 kg/km
UL AWM Style	20963 (80°C/30 V)
Number of positions	4
Shielded	yes
Cable type	INTERBUS [950]
Conductor structure	2xAWG26/19+2xAWG22/19
Conductor structure signal line	19x 0.10 mm
AWG signal line	26
Conductor cross section	2x 0.14 mm <sup>2</sup> (Signal line) 2x 0.34 mm <sup>2</sup> (Power supply) 1x 0.38 mm <sup>2</sup> (Drain wire)
Wire diameter incl. insulation	0.97 mm (Signal line) 1.25 mm (Power supply)
External cable diameter	5.2 mm ±0.2 mm
Outer sheath, material	PUR
External sheath, color	black RAL 9005
Conductor material	Tin-plated Cu litz wires
Material wire insulation	PP
Single wire, color	red-blue, green-yellow
Thickness, insulation	0.24 mm (Conductor insulation, signal line) 0.25 mm (Conductor insulation, voltage supply)
Thickness, outer sheath	approx. 0.75 mm
Twisted pairs	2 cores to the pair
Type of pair shielding	Aluminum-lined polyester foil
Overall twist	2 pairs around a drain wire in the center to the core
Optical shield covering	85 %
Max. conductor resistance	≤ 150 Ω/km (Signal line) ≤ 58 Ω/km (Power supply)
Insulation resistance	≥ 20 MΩ*km

# Bus system cable - SAC-4P-M 8MR/ 5,0-950



1550863

<https://www.phoenixcontact.com/pc/products/1550863>

Wave impedance	75 $\Omega$ $\pm$ 10 $\Omega$ (Signal line)
	55 $\Omega$ $\pm$ 10 $\Omega$ (Power supply)
Nominal voltage, cable	$\leq$ 100 V
Test voltage Core/Core	1000 V (50 Hz, 1 min.)
Test voltage Core/Shield	1000 V (50 Hz, 1 min.)
Minimum bending radius, fixed installation	5 x D
Minimum bending radius, flexible installation	7.5 x D
Max. bending cycles	1000000
Ambient temperature (operation)	-40 °C ... 80 °C (cable, fixed installation)
	-40 °C ... 80 °C (Cable, flexible installation)

## Ambient conditions

Degree of protection	IP65
	IP67
Ambient temperature (operation)	-25 °C ... 90 °C (Plug / socket)

# Bus system cable - SAC-4P-M 8MR/ 5,0-950

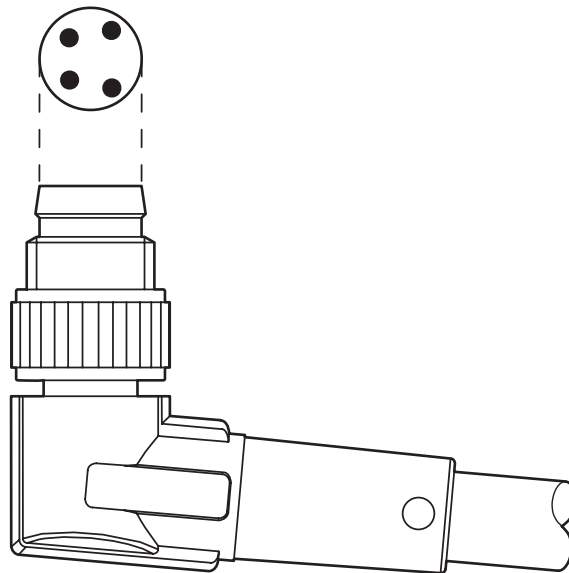


1550863

<https://www.phoenixcontact.com/pc/products/1550863>


## Drawings

Schematic diagram



Layout of connector pin assignments

Circuit diagram




# Bus system cable - SAC-4P-M 8MR/ 5,0-950

1550863

<https://www.phoenixcontact.com/pc/products/1550863>



Schematic diagram



Pin assignment M8 plug, 4-pos., view male side

# Bus system cable - SAC-4P-M 8MR/ 5,0-950



1550863

<https://www.phoenixcontact.com/pc/products/1550863>

## Approvals



**EAC**

Approval ID: RU C-DE.BL08.B.00286



**EAC**

Approval ID: RU D-DE.HB35.B.00387

# Bus system cable - SAC-4P-M 8MR/ 5,0-950



1550863

<https://www.phoenixcontact.com/pc/products/1550863>

## Classifications

### ECLASS

ECLASS-9.0	27060308
ECLASS-10.0.1	27060308
ECLASS-11.0	27060307

### ETIM

ETIM 8.0	EC001855
----------	----------

### UNSPSC

UNSPSC 21.0	26121600
-------------	----------



# Bus system cable - SAC-4P-M 8MR/ 5,0-950



1550863

<https://www.phoenixcontact.com/pc/products/1550863>

## Environmental Product Compliance

REACH SVHC	Lead 7439-92-1
China RoHS	Environmentally Friendly Use Period = 50 years
	For information on hazardous substances, refer to the manufacturer's declaration available under "Downloads"

Phoenix Contact 2022 © - all rights reserved

<https://www.phoenixcontact.com>

PHOENIX CONTACT GmbH & Co. KG

Flachsmarktstraße 8

D-32825 Blomberg

+49 (0) 5235-3 00

[info@phoenixcontact.com](mailto:info@phoenixcontact.com)