

ebm-papst Mulfingen GmbH & Co. KG

Bachmühle 2
 74673 Mulfingen
 Phone: +49 7938 81-0
 Fax: +49 7938 81-110
 www.ebmpapst.com
 info1@de.ebmpapst.com

Nominal data

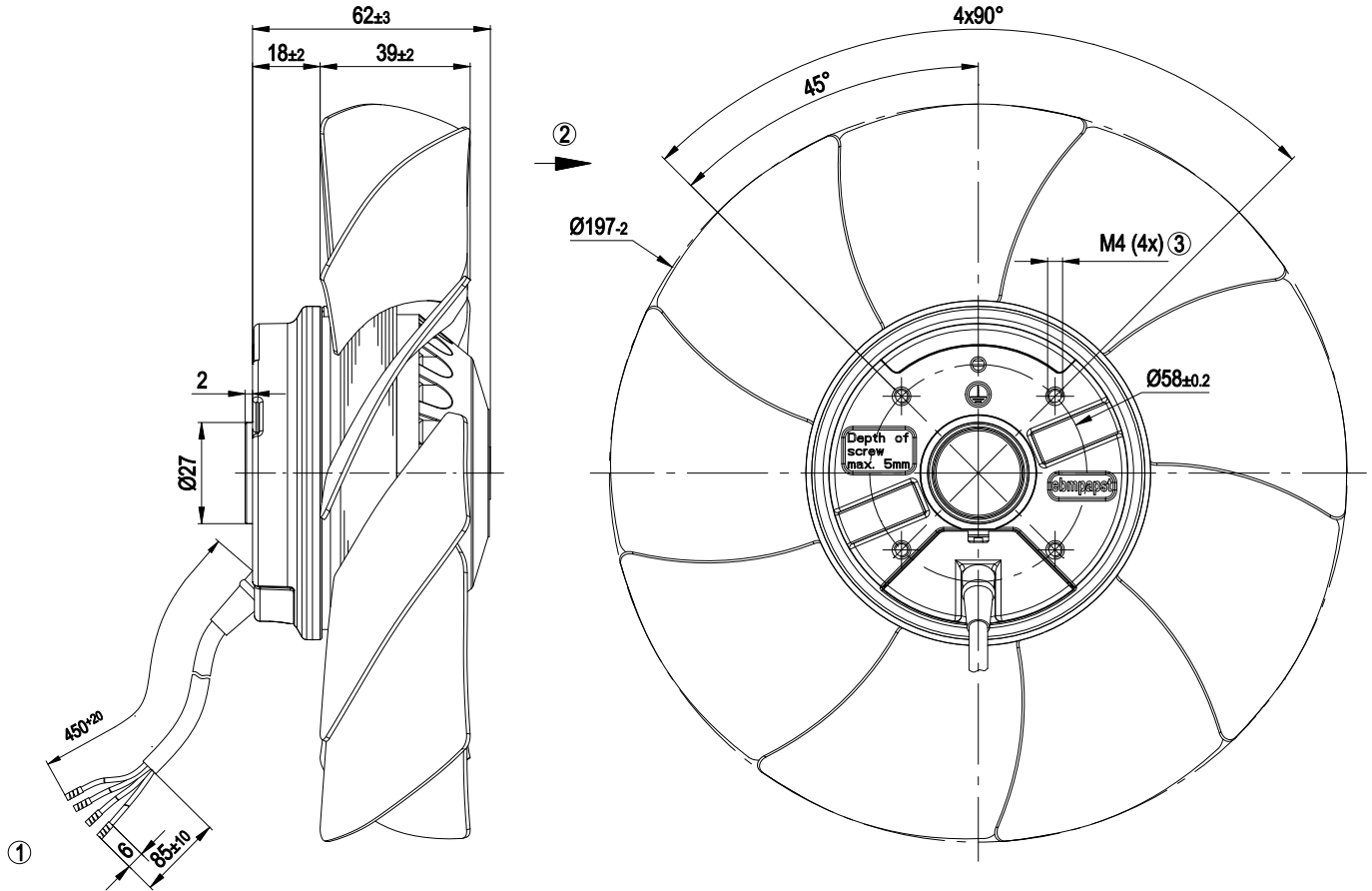
Type	A2E200-AI38-01		
Motor	M2E068-BF		
Phase		1~	1~
Nominal voltage	[V]	230	230
Frequency	[Hz]	50	60
Type of data definition		rfa	rfa
Valid for approval / standard		CE	CE
Speed	[min ⁻¹]	2600	2900
Power input	[W]	64	78
Current draw	[A]	0.3	0.34
Motor capacitor	[μF]	1.5	1.5
Capacitor voltage	[VDB]	450	450
Max. back pressure	[Pa]	150	150
Max. ambient temperature	[°C]	65	65

ml = max. load · me = max. efficiency · rfa = running at free air · cs = customer specs · cu = customer unit
 Subject to alterations

Technical features

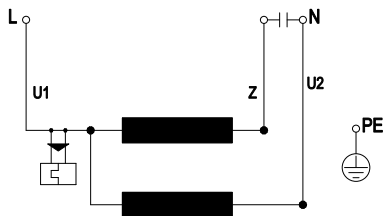
Leakage current	< 0.75 mA
Size	200 mm
Operation mode	S1
Direction of rotation	Counter-clockwise, seen on rotor
Mounting position	Shaft horizontal or rotor on bottom; rotor on top on request
Humidity class	F1-2
Direction of air flow	"A"
Insulation class	"B"
Cable exit	Variable
Condensate discharge holes	Rotor-side
Bearing motor	Ball bearing
Mass	1.33 kg
Material of blades	Sheet steel, coated in black
Motor protection	Thermal overload protector (TOP) wired internally
Product conforming to standard	CE; EN 60335-1
Surface of rotor	Coated in black
Number of blades	9
Type of protection	IP 44; Depending on installation and position as per EN 60034-5
Protection class	I
Max. permissible ambient motor temp. (transp./ storage)	+ 80 °C
Min. permissible ambient motor temp. (transp./storage)	- 40 °C
Approval	CCC

Product drawing



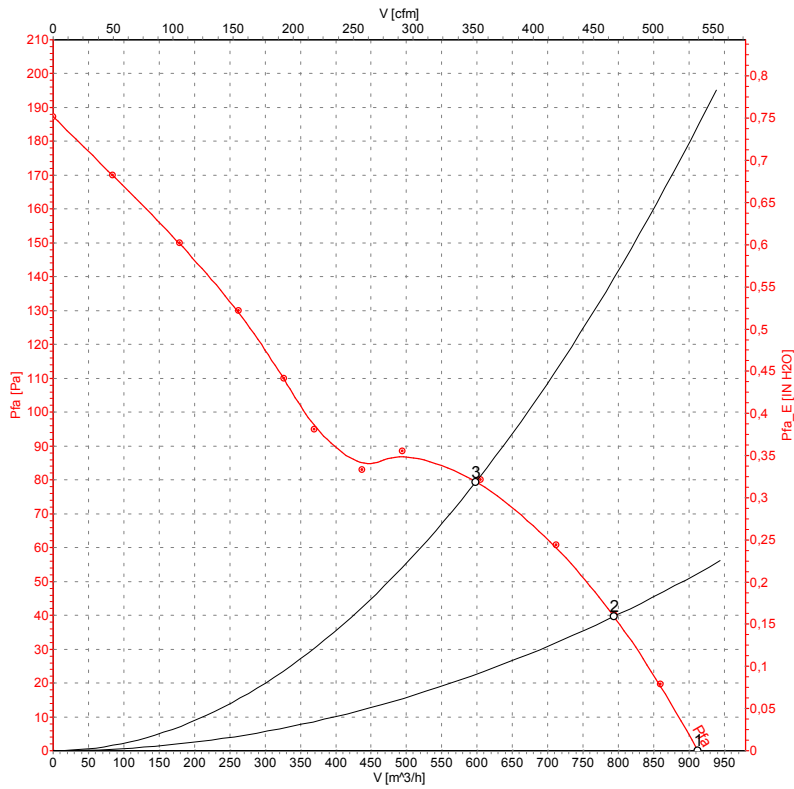
1	Direction of air flow "A"
2	Connection line PVC, 4x brass lead tips crimped
3	Depth of screw max. 5 mm

Connection screen



U1	blue	Z	brown	U2	black
PE	green/yellow				

Charts: Air flow 50 Hz

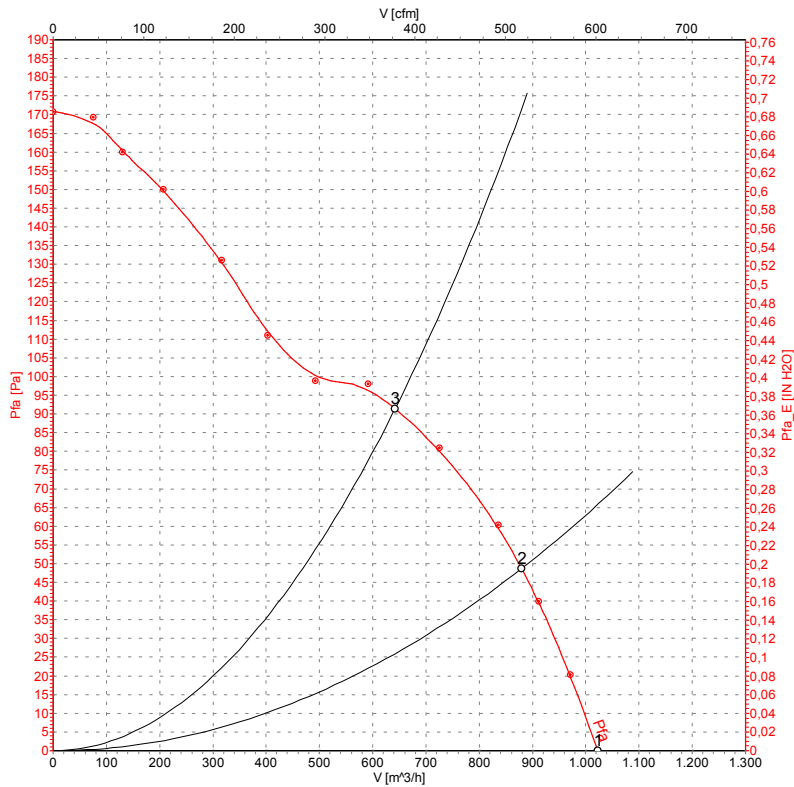


Measurement: LU-26449

Measured values

	U	f	n	P_1	I	\hat{V}	P_{fa}
	[V]	[Hz]	[min ⁻¹]	[W]	[A]	[m³/h]	[Pa]
1	230	50	2605	63	0.30	915	0
2	230	50	2545	66	0.31	795	40
3	230	50	2465	70	0.32	600	80

Charts: Air flow 60 Hz



Measurement: LU-26450

Measured values

	U	f	n	P ₁	I	\hat{V}	P _{fa}
	[V]	[Hz]	[min ⁻¹]	[W]	[A]	[m ³ /h]	[Pa]
1	230	60	2915	77	0.33	1025	0
2	230	60	2795	82	0.36	880	49
3	230	60	2660	87	0.38	640	92