

KMDG Series Right Angle Mini-DIN Gold Plated

Features



- Audio, Video, Computer, and Digital Equipment Applications
- PC99 Colors Available
- Shielded Options Available for Good Conductivity, Grounding and EMI/RFI Protection
- Mates with Standard and Snap and Lock Plugs
- Visual and Mechanical Polarization for Plug Insertion
- Gold Plated Contacts
- Reflow Compatible Design Available
- CSA/NRTL Certified File No. LR78160

Performance Specifications

Body

KMDG - PBT Thermoplastic, Black, Purple, Green or Yellow Color, UL94V-0 Rated

KMDGHT - High Temperature Thermoplastic, Black Color, UL94V-0 Rated

Contacts

Phosphor Bronze, Gold Plated

Shield

Standard: Brass, Tin/Lead Plated

HT: Brass, Tin Plated

Mechanical Characteristics

Insertion Force

4.5 kg max.

Extraction Force

0.4 kg - 3.5 kg

Durability

500 Cycles Minimum with Test Plug

MINI-DINs / CIRCULAR DINs

KMDG Series

Electrical Characteristics

Contact Current Rating

2 Amp at 12V DC

Insulation Resistance

500 Megohms Min at 500V DC

Contact Resistance

Before Durability Test

Plug to Terminals: 30 Milliohms Max

After Durability Test

Plug to Terminals: 60 Milliohms Max.

Dielectric Withstanding Voltage

500V AC for 1 Minute

Operating Temperature

-25°C to +85°C

Ordering Information

KMDG	-	6	S	-	BS	
Series		Number of Contacts	Contact Type		Shielding Options	Plating Options
Series*						
KMDG - Kycon Right Angle PCB Mount Mini-DIN						
KMDGHT - Reflow Compatible Version**						
Number of Contacts						
3, 4, 5, 6, 7, 8, 9						
Contact Type						
S - Receptacle						
Shielding Options						
N - Non-Shielded						
AS - Sides and Back Shielded						
BS - Fully Shielded						

Plating Option

Standard	Gold flash over nickel on contacts. Tin/lead over nickel on soldertails
30	30µ" gold over nickel on mating end of contacts. Tin/lead over nickel on soldertails.**

For Dimensions and PCB Layout Please See Page 86 and 87

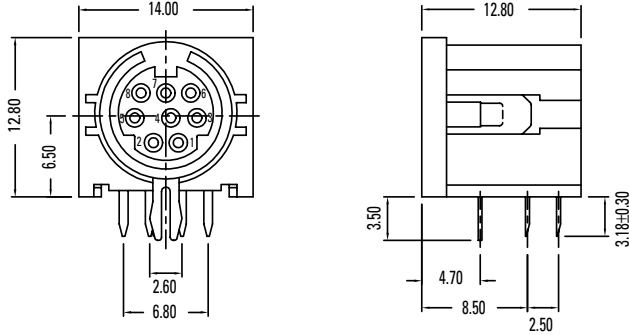
*KMDG-GEO-7S-BS also available (see page 86)

** Minimum Quantities May Apply

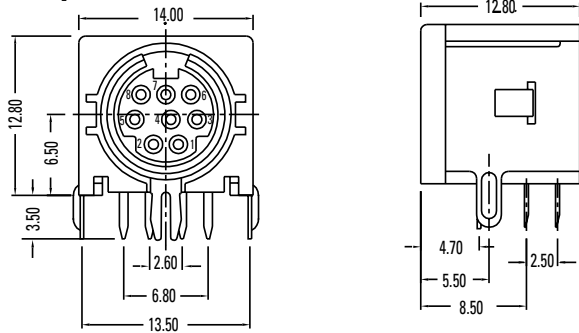
KMDG & KFMDG Series Dimensions

Dimensions in mm

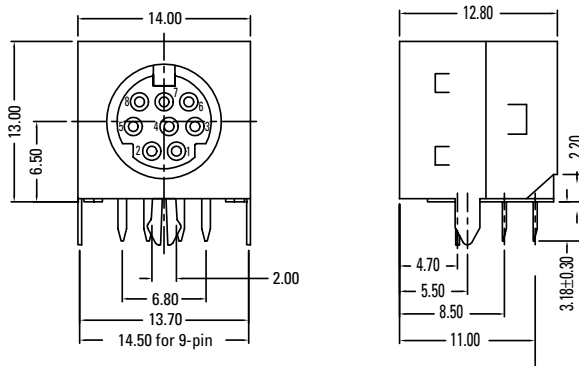
-N Option (Non-Shielded)



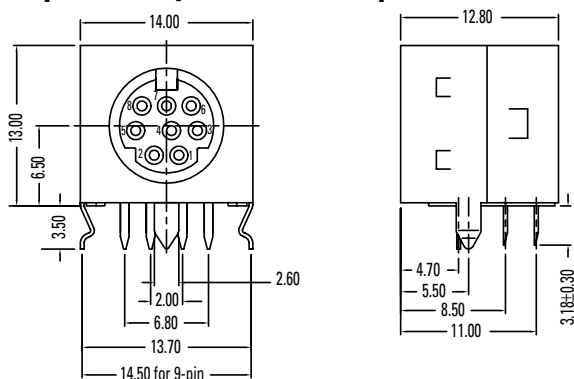
-AS Option (4 Side Shielded)



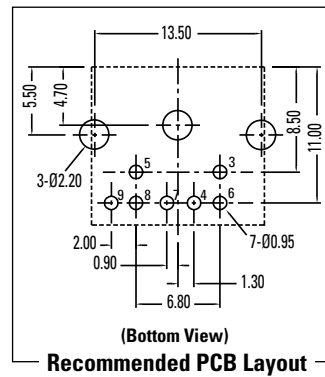
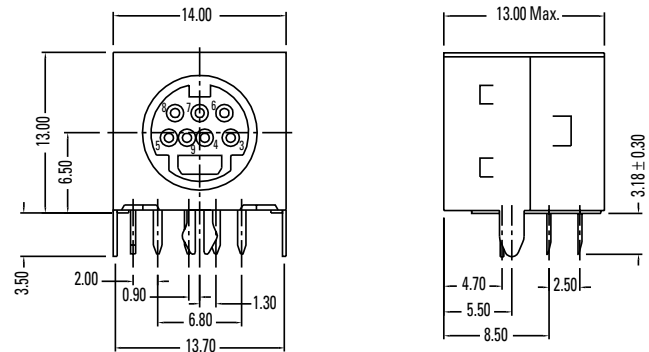
-BS Option (Fully Shielded)



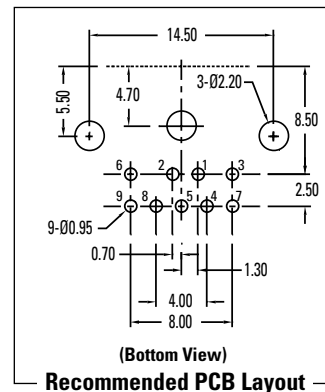
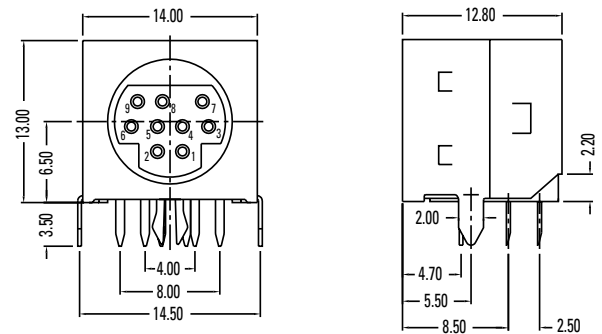
-BSC Option (Fully Shielded Crimped Side Tabs)



KMDG-GEO-7S-BS (7 Position, GEO Port)



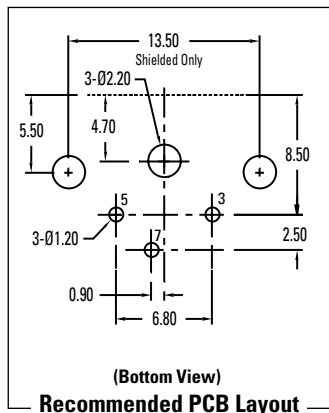
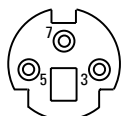
KMDG-9S-BS (9 Position, Fully Shielded)



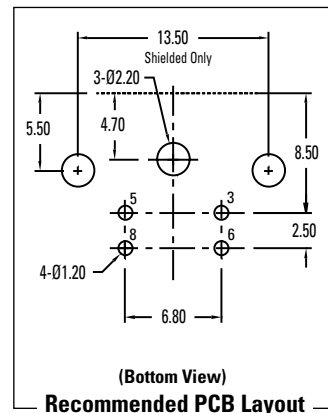
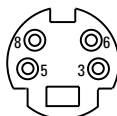
**KMDG & KFMDG Series
Socket Configurations and
Recommended PCB Layout**

Dimensions in mm

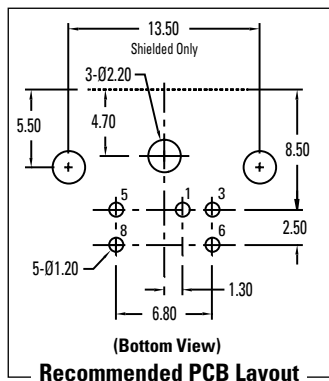
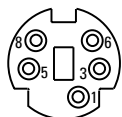
3 Position



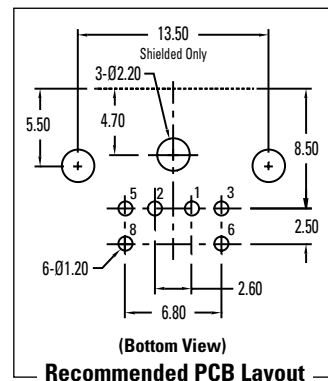
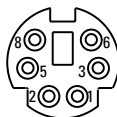
4 Position



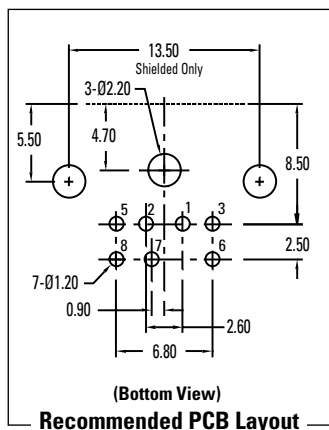
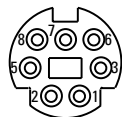
5 Position



6 Position



7 Position



8 Position

