

PROTECTION RATING  
**IP65** / **IP68**  
 without sealing / with O-Ring

**Material:**

- Polyamide 6
- Upper temperature range:
- Short-term: 150°C, (302°F)

**Characteristics:**

- Parallel corrugated
- Gray available

**Technical properties:**

- Flame retardant according to FMVSS302 and UL94
- Halogen free
- Durable
- UV resistant according to DIN EN ISO 8580

**Applications:**

Engine compartment, car body and interior, machines, instruments, devices, ship and train building, switch cabinet and movable machine parts.



E81472

Other materials and styles available, please consult Altech.

**Temperature Range PA 6**  
 -40 to 120°C (-40 to 248°F)

NW	Ø-I mm	Ø-O mm	Bending Radius mm	Cat. No. Black	Std. Pk. Meters
7.5	6.7	10.0	13	1200070	50
8.5	8.4	11.7	15	1200089	50
10	9.9	13.0	20	1200100	50
12	12.2	15.7	30	1200127	50
13	12.7	15.8	35	1200135	50
14	14.2	18.5	40	1200143	50
16	15.0	18.9	45	1200160	50
17	16.6	21.2	45	1200178	50
19	19.3	24.3	50	1200194	50
22	21.3	25.4	50	1200224	50
23	23.2	28.3	55	1200232	50
26	25.8	31.2	60	1200267	25
29	29.0	34.5	65	1200291	25
37	36.0	42.4	90	1200372	25
50	47.7	54.0	100	1200500	25



Fitting conduit glands and accessories: see pages 37-39.

\* Locknuts sold separately, seep page 23.

**Material:**

- Polyamide 66

**Technical properties:**

- Easy and tight single hand mounting
- Insert tube in the "closed" gland
- Special click-in system
- Conical sealing on the corrugated tube
- Gray available

- Thread side sealed by integral sealing ridges
- Conduit can be rotated within the mounting gland
- Halogen free

**Applications:**

- All fields using conduit

**Mounting instructions:**

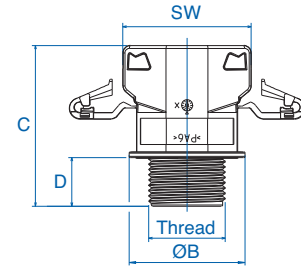
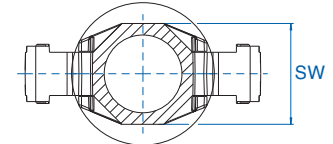
Insert the conduit with a short twist all the way into the end of the SEM conduit gland. Pull the tube back slightly to latch it securely.



**Temperature Range PA 6**  
-40 to 120°C (-40 to 248°F)



Thread	Fits for NW	D mm	SW mm	A mm	B mm	C mm	Cat. No. Black	Std. Pk.
<b>PG</b>								
PG 7	7.5	11.0	14.0	19.0	18.0	34.0	3805028	50
PG 7	8.5	11.0	16.0	20.6	20.0	35.0	3805012	50
PG 9	10	12.0	17.0	21.6	22.0	36.0	3805004	50
PG 11	12 + 13	12.0	20.0	25.5	25.0	38.0	3805009	50
PG 16	17	13.0	27.0	34.5	31.0	43.0	3805006	50
PG 21	22	13.0	32.0	40.5	36.0	48.0	3805023	25
PG 21	23	13.0	34.0	42.5	38.0	48.0	3805014	25
PG 29	29	15.0	41.0	49.5	46.0	52.0	3805016	20
PG 36	37	17.0	50.0	59.0	55.0	62.0	3805018	10
PG 48	50	19.0	64.0	72.0	72.0	68.0	3805021	5
<b>Metric</b>								
M 12 x 1.5	7.5	11.0	14.0	19.0	18.0	34.0	3805047	50
M 12 x 1.5	8.5	11.0	16.0	20.6	20.0	35.0	3805011	50
M 16 x 1.5	10	12.0	17.0	21.6	22.0	36.0	3805001	50
M 20 x 1.5	12 + 13	12.0	20.0	25.5	25.0	38.0	3805008	50
M 20 x 1.5	17	13.0	27.0	34.5	31.0	43.0	3805002	50
M 25 x 1.5	22	13.0	32.0	40.5	36.0	48.0	3805022	25
M 25 x 1.5	23	13.0	34.0	42.5	38.0	48.0	3805013	25
M 32 x 1.5	29	15.0	41.0	49.5	46.0	52.0	3805015	20
M 40 x 1.5	37	17.0	50.0	59.0	55.0	62.0	3805017	10
M 63 x 1.5	50	19.0	64.0	72.0	72.0	68.0	3805020	5



\*With O-ring, see page 39. Locknuts sold separately, seep page 23.

# Conduit Gland SEM-FAST angled 90° / Quick-Mounting System for Polyflex PA 6 Conduit

**Material:**

- Polyamide 66
- Technical properties:
- Easy and tight single hand mounting
- Insert tube in "closed" gland
- Special click-in system
- Conical sealing on the corrugated tube
- Thread side sealed by integral sealing ridges
- Gray available
- Conduit can be rotated within the mounting gland
- Halogen free

**Applications:**

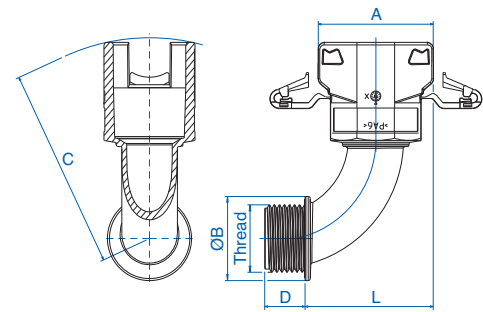
All fields using conduit  
 Mounting instructions:  
 Insert the conduit with a short twist all the way into the end of the SEM conduit gland.  
 Pull the tube back slightly to latch it securely.



**Temperature Range PA 6**  
-40 to 120°C (-40 to 248°F)



Thread	Fits NW	D mm	L mm	A mm	B mm	C mm	Cat. No. Black	Std. Pk.
<b>PG</b>								
PG 9	10	12.0	29.0	21.6	20.0	50.0	3805201	50
PG 11	12 + 13	12.0	34.0	25.5	25.0	54.6	3805207	50
PG 16	17	13.0	44.5	34.5	31.0	65.8	3805213	25
PG 21	23	13.0	51.5	42.5	38.0	74.1	3805219	20
PG 29	29	15.0	63.5	49.5	48.0	86.8	3805225	10
PG 36	37	17.0	74.5	59.0	56.0	104.8	3805231	10
PG 48	50	19.0	99.8	72.0	72.0	129.0	3805237	5
<b>Metric</b>								
M 16 x 1.5	10	12.0	29.0	21.6	20.0	50.0	3805200	50
M 20 x 1.5	12 + 13	12.0	34.0	25.5	25.0	54.6	3805206	50
M 20 x 1.5	17	12.0	38.5	34.5	25.0	59.7	3805211	25
M 25 x 1.5	23	13.0	48.5	42.5	31.0	71.3	3805217	20
M 32 x 1.5	29	13.0	54.5	49.5	38.0	77.2	3805223	10
M 40 x 1.5	37	15.0	68.5	59.0	48.0	95.6	3805229	10
M 63 x 1.5	50	19.0	99.8	72.0	72.0	129.0	3805236	5



\*With O-ring, see page 39. Locknuts sold separately, see page 23.

**Material:**

- NBR 70

**Characteristics:**

- Shore: 70 ± 5


**Features:**

The O-ring must be mounted into the first groove of the conduit

The conduit, with its pre-mounted sealing ring, must be inserted into the SEM gland and simply twisted into the end.

**Temperature Range**  
-30 to 120°C (-22 to 248°F)

Fits for NW	Internal Diameter mm	Thickness mm	Cat. No.	Std. Pk.
7.5	5.0	1.5	8112800	50
8.5	7.0	1.2	8112801	50
10	7.0	1.5	8112802	50
12	9.0	1.5	8112804	50
13	8.0	1.6	8112803	50
17	14.0	1.8	8112807	50
22	14.0	2.0	8112808	25
23	18.0	2.0	8112809	25
29	20.0	2.5	8112810	20
37	24.0	2.5	8112811	10
50*	28.0	2.5	8112813	5



\* NW50 parts require 2 o-rings (one in first and one in second groove of corrugated tube).

## Clamping clip for conduit tubes

**Material:**

- Polyamide

**Color:**

- Black

**Technical Properties:**

- Stackable
- Quick mounting of conduits
- Center rib for traction relief

**Temperature Range**  
-40 to 105°C (-40 to 221°F)

Suitable for NW	B mm	H mm	h mm	L mm	d mm	Cat. No.	Std. Pk.
7.5	20.0	18.0	12.0	20.0	4.2	8221050	100
10	20.0	23.0	15.5	20.0	5.5	8221051	100
12 + 13	22.0	26.0	17.1	20.0	5.5	8221052	50
14 + 16	28.0	33.0	21.1	20.0	6.5	8221053	50
17	28.0	33.0	21.4	20.0	6.5	8221054	50
23	35.0	40.0	24.8	20.0	6.5	8221055	50
29	43.0	45.0	26.8	20.0	6.5	8221056	50
37	54.0	53.0	30.8	20.0	6.5	8221057	20
50	68.0	66.0	37.8	20.0	6.5	8221058	20

